



# RAM VENT™

Radon Abatement Mat

Specification Bulletin  
No. 701  
RAM Vent™

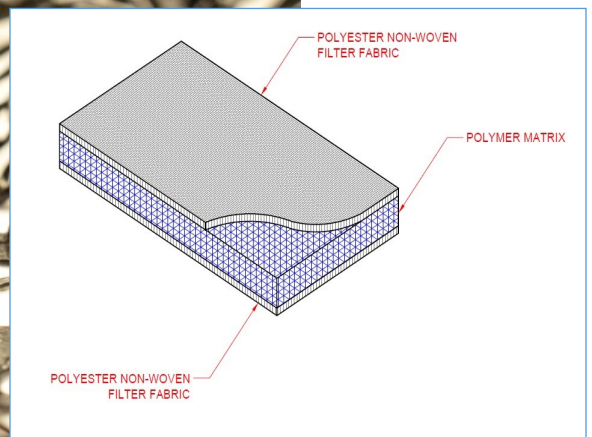
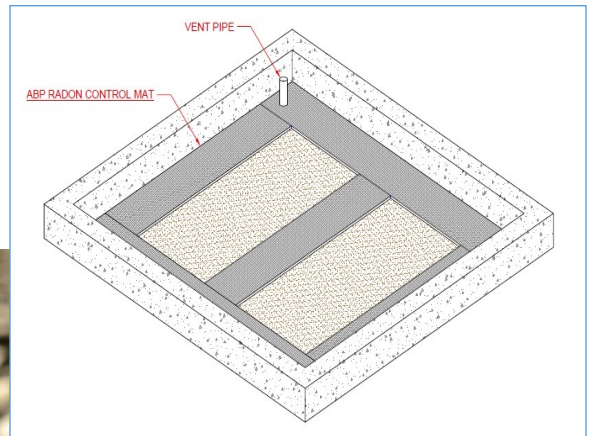

## RAM Vent™ | Radon Abatement Mat

### Description

RAM Vent™ is a lightweight entangled geomatrix manufactured for use in an active radon mitigation system. RAM Vent™ is manufactured with a heat bonded filter fabric on one or two sides allowing air to flow freely based on our 95% open entangled design.

### Benefits

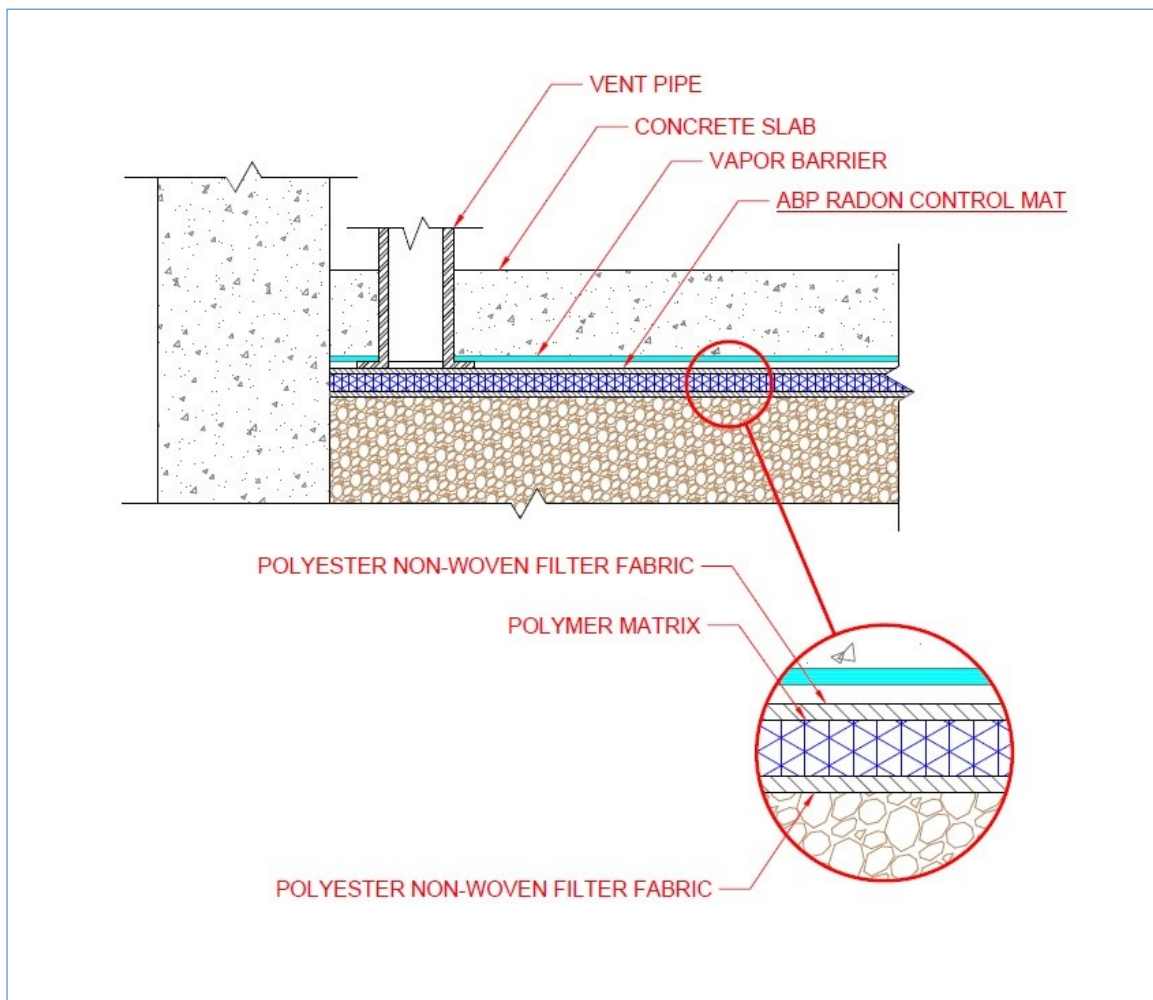
- » RAM Vent™ has a high compressive strength.
- » Made from Polypropylene, the filaments resist most chemicals and solvents.
- » Material is .8" thick and 20" wide by 50'.
- » Our high air flow system reduces the level of radon up to 97%.
- » The 95% open air space gives a much higher air flow rating when compared to aggregate.



**ADVANCED BUILDING PRODUCTS, INC.**  
Phone: 800-252-2306 Fax: 207-490-2998  
info@abp-1.com www.advancedbuildingproducts.com

## Installation Instructions

- Unroll RAM Vent™ along the perimeter of the footings on top of the soil.
- Lay a cross piece of RAM Vent™ through the center parallel to the longest wall every 15 to 20 feet. Then, overlay the subfloor with a vapor barrier extending up the wall.
- Cut a 3" (8cm) hole in the vapor barrier near the most appropriate corner. Next, glue a 4" (10cm) flanged riser pipe with a detachable cap to the vapor barrier and sitting on top of RAM Vent™ (The pipe stub should be long enough to extend above the top of where the slab is poured). Then, pour the slab. Finally, extend the vent pipe through the roof.
- Additional Instruction— Make sure to seal any cracks/ seams etc. on top of the concrete with a sealant, such as silicone.



**ADVANCED BUILDING PRODUCTS, INC.**  
Phone: 800-252-2306 Fax: 207-490-2998  
info@abp-1.com  
www.advancedbuildingproducts.com



REV. 08/18