

TOWN OF BOLTON,
CONNECTICUT

PUBLIC HEARING ON
FY2022
PROPOSED BUDGET

APRIL 27, 2021

7:00 PM

**TOWN OF BOLTON
MIL RATE CALCULATION
FISCAL YEAR 2022**

EXPENDITURES:

Capital Improvements	\$ 516,584
Debt Service	\$ 1,161,573
Contingency Fund	\$ 25,000
Town Proper	\$ 6,493,423
BOF reduction for Town*	\$ (30,000)
Board of Education	\$ 15,201,413
BOF reduction for BOE	<u>\$ (100,000)</u>
	\$ 23,267,993

GRAND LIST:

Real Estate/Personal Property	\$406,597,109
Motor Vehicle	<u>\$ 43,860,760</u>
Net Taxable Grand List	\$450,457,869

NON-PROPERTY TAX REVENUES:

Estimated State Revenues	\$ 2,774,215
Estimated Town Revenues (Inclusive \$1,217,353 fund balance cash available)	\$ 1,806,575
Adjust for Temporary Loan	<u>\$ 250,000</u>
	\$ 4,830,790

AMOUNT TO BE RAISED BY TAXES:

Current Tax Effort for FY2022	\$ 18,437,203
Motor Vehicle Tax	\$ (1,781,667)
Supplemental Motor Vehicle Tax	<u>\$ (175,000)</u>
Property Tax Effort for FY2021	\$ 16,480,536
Abatement (Local Option – Elderly & Disabled)	\$ 34,000
2% Reserve	<u>\$ 373,391</u>
Adjusted Amount to be Raised by Taxes:	\$ 16,887,927

<u>Real Estate/Property/Motor Vehicle Tax FY2021 Mil Rate:</u>	38.86
<u>Real Estate/Property/Motor Vehicle Tax FY2022 Mil Rate:</u> (Proposed)	41.45
<u>Mil Tax increase:</u>	2.59
<u>Mil Percent increase:</u>	6.67 %

*The Board of Selectmen's decision where reductions will occur (Capital, Debt or Town Proper) has not yet been determined

TOWN OF BOLTON'S PROPOSED BUDGET FOR FY2022 STATEMENT 1

	Audited FY2019	Audited FY2020	Adopted Budget FY2021	Revised Budget FY2021	Proposed Budget FY2022
Cash Surplus Available for Appropriation		2,210,605	2,087,732	2,560,618	1,267,353
Less Reserve for Fund Balance			(50,000)	(50,000)	(50,000)
Reclassification of Fund Balances		(42,947)			
Less Undesignated Fund Balance		2,167,658	2,037,732	2,510,618	1,217,353
Cash Available					
REVENUE (STATEMENT A)					
General Property Tax		17,379,266	17,159,153	17,213,000	18,437,203
Other Revenues		3,876,484	3,461,659	4,396,428	3,363,437
Total		21,255,750	20,620,812	21,609,428	21,800,640
NON-REVENUE RECEIPTS					
Adjustments for Temporary Loans			250,000	250,000	250,000
TOTAL REVENUES AND NON-REVENUE RECEIPTS		23,423,408	20,870,812	21,859,428	22,050,640
TOTAL MEANS OF FINANCING		23,423,408	22,908,544	24,370,046	23,267,993
			EXPENDITURE SUMMARY		
Capital Improvements	519,447	553,205	468,670	688,670	516,584
Debt Service	857,874	781,570	1,090,995	1,065,144	1,161,573
Town Proper	5,445,138	5,571,610	6,285,574	6,285,574	6,493,423
Town reductions**					(30,000)
Contingency			250,000	250,000	25,000
Board of Education	13,825,386	13,956,405	14,813,305	14,813,305	15,201,413
Board of Education reductions					(100,000)
TOTAL EXPENDITURES	20,647,845	20,862,790	22,908,544	23,102,693	23,267,993
Cash Available*		2,560,618		1,267,353	

*Consists of \$2,037,732 Unassigned fund balance budgeted to be used in upcoming fiscal year, \$522,886 Unassigned per financial statement

**The Board of Selectmen's decision where reductions will occur (Capital, Debt or Town Proper) has not yet been determined

TOWN OF BOLTON'S PROPOSED BUDGET FOR FY2022 STATEMENT A

	Audited FY2020	Adopted Budget FY2021	Revised Budget FY2021	Proposed Budget FY2022
REVENUES				
<u>PROPERTY TAXES & FEES</u>				
Property Tax Current Year-Levy	15,658,156	15,388,282	15,474,000	16,480,536
Motor Vehicle - Levy	1,531,833	1,595,871	1,564,000	1,781,667
Supplemental M.V. Levy	189,277	175,000	175,000	175,000
Adjusted Current Year's Levy	17,379,266	17,159,153	17,213,000	18,437,203
Prior Year Taxes	126,205	75,000	80,000	75,000
Interest & Fees on Property Tax	110,856	50,000	50,000	50,000
TOTAL	17,616,327	17,284,153	17,343,000	18,562,203
<u>OTHER TOWN REVENUE</u>				
Building Official Fees	102,304	60,000	85,000	70,000
Library	1,743	2,000	150	2,000
Building Official Services	63,373	60,000	74,922	75,000
NCAAA	3,453	5,000	105	0
Selectmen's Fees	11,335	12,745	12,745	12,745
Telephone	6,013	5,500	6,409	6,000
Town Clerk	93,177	80,000	95,000	85,000
Tuition	230,904	216,848	171,883	153,719
Shared Service - Coventry	30,686	0	0	0
Miscellaneous Revenue	26,089	20,000	2,000	2,000
Interest on Investments	184,963	75,000	22,000	30,000
Rental	51,157	24,377	30,746	25,758
Senior Donations	1,723	2,000	0	2,000
Unexpended FY21 Town Budget	0	0	175,000	0
Unexpended FY21 BOE Budget	0	0	275,000	0
Unexpended FY21 Short-Term and Loan/Bond Exp.	0	0	300,030	0
Unexpended FY21 Contingency Fund	0	0	225,000	0
TOTAL	806,920	563,470	1,475,990	464,222
<u>STATE & FEDERAL</u>				
<u>EDUCATION GRANTS</u>				
Educational Cost Sharing (ECS)	2,747,071	2,683,216	2,683,216	2,683,216
Adult Education	3,867	4,062	4,447	5,324
TOTAL	2,750,938	2,687,278	2,687,663	2,688,540

TOWN OF BOLTON'S PROPOSED BUDGET FOR FY2022
STATEMENT A

	Audited FY2020	Adopted Budget FY2021	Revised Budget FY2021	Proposed Budget FY2022
<u>STATE & FEDERAL GRANTS</u>				
<u>EXCLUDING EDUCATION</u>				
PILOT: Property Tax Loss	24,288	24,288	24,288	24,288
Veteran's Grant	3,276	3,276	3,031	3,031
Disabled	697	697	706	706
Miscellaneous State Grants	54	5,000	24,000	5,000
Mash. Pequot	3,244	3,244	3,244	3,244
DOT Transportation Grant	11,494	11,494	11,494	11,494
Municipal Projects	24,859	24,859	24,859	24,859
Municipal Stabilization	11,053	11,053	11,053	11,053
Law Enforcement	2,600	2,000	100	2,000
TOTAL	81,565	85,911	102,775	85,675
<u>TOTAL REVENUES EXCLUDING TAXES, INTEREST & FEES</u>	3,639,423	3,336,659	4,266,428	3,238,437
<u>GRAND TOTAL EXCLUDING CURRENT TAX LEVY COLLECTION</u>	3,876,484	3,461,659	4,396,428	3,363,437
<u>GRAND TOTAL REVENUES</u>	21,255,750	20,620,812	21,609,428	21,800,640

TOWN OF BOLTON'S PROPOSED BUDGET FOR FY2022
STATEMENT B

	<u>Audited</u> <u>FY2020</u>	<u>Adopted</u> <u>Budget</u> <u>FY2021</u>	<u>Revised</u> <u>Budget</u> <u>FY2021</u>	<u>Proposed</u> <u>Budget</u> <u>FY2022</u>	<u>\$</u> <u>Change</u>	<u>%</u> <u>Change</u>
<i>Government</i>						
1 Administration	649,778	729,120	729,120	721,079	(8,041)	-1.10%
2 Board of Finance	1,613	2,200	2,200	2,200	0	0.00%
3 Finance Department	213,997	231,238	231,238	236,612	5,374	2.32%
4 Auditing Services	26,000	26,500	26,500	26,500	0	0.00%
5 Assessor	77,113	81,034	81,034	83,246	2,212	2.73%
6 Tax Collector	88,645	84,394	84,394	88,038	3,644	4.32%
7 Personnel Services	809,474	974,958	974,958	1,074,821	99,863	10.24%
9 Town Clerk	123,892	137,079	137,079	136,416	(663)	-0.48%
10 Building & Land Use	293,327	303,709	303,709	309,845	6,136	2.02%
11 Planning & Zoning Commission	1,004	7,120	7,120	4,940	(2,180)	-30.62%
12 Zoning Board of Appeals	521	1,640	1,640	1,640	0	0.00%
13 Insurance	109,013	140,000	140,000	143,900	3,900	2.79%
14 Probate Court	5,673	5,786	5,786	5,960	174	3.01%
15 Inland/Wetland Commission	898	2,235	2,235	2,235	0	0.00%
16 Economic Development Commission	940	2,000	2,000	2,000	0	0.00%
17 Elections	14,928	44,931	44,931	44,383	(548)	-1.22%
18 Town Building Operations	690,538	798,907	798,907	813,992	15,085	1.89%
19 Police Protection	382,450	404,927	404,927	401,050	(3,877)	-0.96%
20 Fire Commission	186,466	210,797	210,797	223,538	12,741	6.04%
21 Animal Control	3,000	3,000	3,000	3,000	0	0.00%
22 Fire Marshal	3,566	29,500	29,500	33,000	3,500	11.86%
23 Emergency Management	0	19,293	19,293	19,693	400	100.00%
24 Highway Department	916,382	1,028,960	1,028,960	1,040,260	11,300	1.10%
25 Public Building Commission	0	540	540	1,100	560	103.70%
26 Public Health	27,285	30,250	30,250	30,900	650	2.15%
27 Senior & Social Services	148,252	180,563	180,563	180,421	(142)	-0.08%
28 Library	273,899	292,286	292,286	306,245	13,959	4.78%
29 Recreation Services	33,185	0	0	32,000	32,000	100.00%
30 Conservation Commission	1,477	1,625	1,625	1,805	180	11.08%
32 Refuse Services	488,294	510,982	510,982	522,604	11,622	2.27%
<i>Total Town Government</i>	5,571,610	6,285,574	6,285,574	6,493,423	207,849	3.31%

TOWN OF BOLTON'S PROPOSED BUDGET FOR FY2022 STATEMENT B

	Audited FY2020	Adopted Budget FY2021	Revised Budget FY2021	Proposed Budget FY2022	\$ Change	% Change
Contingency	0	250,000	250,000	25,000	(225,000)	-90.00%
55 Capital Reserve						
Road Resurfacing	65,000	100,000	100,000	20,000	(80,000)	-80.00%
Vehicle Replacements (BOS)	255,500	195,360	195,360	112,000	(83,360)	-42.67%
BOE Building Repairs/Upgrades	45,211	259,889	259,889	130,000	(129,889)	-49.98%
BOS Bldg/Grounds Rep/Upgrades	68,000	25,000	25,000	60,000	35,000	140.00%
Vehicle Replacements (BOE)	0	91,000	91,000	0	(91,000)	100.00%
BOS Equip Replacement/Repair	0	0	0	50,000	50,000	N/A
BOE Equip Replacement/Repair	0	42,000	42,000	48,000	6,000	100.00%
Tennis Courts Replacement	0	580,000	580,000	0	(580,000)	100.00%
Fire Suppression/Water Supply	50,000	50,000	50,000	50,000	0	0.00%
Natural Gas Infrastructure	31,000	31,000	31,000	31,000	0	0.00%
Soccer Fields	0	0	0	30,000	30,000	100.00%
Reevaluation	0	0	0	25,000	25,000	100.00%
Enrico Road	0	0	220,000	0	0	N/A
Reallocated Past Capital Reserve		(906,299)	(906,299)	(64,416)	841,883	N/A
Total Capital Reserve Fund	514,711	467,950	687,950	491,584	23,634	5.05%
56 Capital Improvements - Current						
BCS Window Replacement	9,000	0	0	12,000	12,000	100.00%
Firehouse Storage Garage	15,500	720	720	0	(720)	100.00%
Town Hall Copier	13,994	0	0	0	0	-100.00%
Library Conference Room Renovation	0	0	0	13,000	13,000	100.00%
Total Capital Improvements	38,494	720	720	25,000	24,280	3372.22%
Capital Totals	553,205	468,670	688,670	516,584	47,914	10.22%
Debt Service						
59 Loans/Notes/Bonds/Expenses						
Expenses	0	50,000	50,000	50,000	0	N/A
60 Temporary Loans						
Temp. Loans in Anticip. of Taxes	0	250,000	250,000	250,000	0	N/A
61 Outstanding S. T. Notes						
Short Term Notes	0	10	10	10	0	N/A

TOWN OF BOLTON'S PROPOSED BUDGET FOR FY2022 STATEMENT B

	Audited FY2020	Adopted Budget FY2021	Revised Budget FY2021	Proposed Budget FY2022	\$ Change	% Change
62 Redemption of Bonds - Long Term Debt						
Bolton High School Bond I/Refunded	415,000	425,000	425,000	420,000	(5,000)	-1.18%
Bolton High School Bond II/Refunded	210,000	215,000	215,000	220,000	5,000	2.33%
BCS Projects/Fire Truck/ Barn	165,000	165,000	165,000	165,000	0	0.00%
Bond I (School Capital)	(415,000)	(425,000)	(425,000)	(389,840)	35,160	-8.27%
Bond II (School Capital)	(91,362)	(70,749)	(70,749)	0	70,749	-100.00%
Totals	283,638	309,251	309,251	415,160	105,909	34.25%
65 Interest Pymt-Temporary Loans	0	10	10	10	0	N/A
66 Interest - Short Term Notes	0	10	10	10	0	N/A
67 Interest Payment - Long Term Debt						
Bolton High School Bond I/Refunded	205,387	193,319	193,319	181,175	(12,144)	-6.28%
Bolton High School Bond II/Refund	78,720	74,520	48,669	51,283	2,614	3.51%
BCS Projects/Fire Truck/ Barn	43,825	38,875	38,875	33,925	(4,950)	-12.73%
Totals	327,932	306,714	280,863	266,383	(14,480)	-4.72%
68 BLRWPCA	170,000	175,000	175,000	180,000	5,000	2.86%
DEBT SERVICE TOTALS	781,570	1,090,995	1,065,144	1,161,573	96,429	8.84%

**TOWN OF BOLTON'S PROPOSED BUDGET FOR FY2022
STATEMENT B**

	Audited <u>FY2020</u>	Adopted Budget <u>FY2021</u>	Adopted Budget <u>FY2021</u>	Proposed Budget <u>FY2022</u>	\$ <u>Change</u>	% <u>Change</u>
BOARD OF EDUCATION						
1 Salaries and Wages						
Administration	1,552,681	1,624,325	1,624,325	1,688,404	64,079	3.94%
Census	18.0	18.1	18.1	18.1		
Teacher	5,885,570	6,144,008	6,144,008	6,194,791	50,783	0.83%
Census	81.4	80.7	80.7	81.8		
Instructional Assistant	544,792	668,783	668,783	633,787	(34,996)	-5.23%
Census	21.4	24.5	24.5	23.5		
Operation & Maintenance	578,050	532,433	532,433	549,102	16,669	3.13%
Census	11.0	10.0	10.0	10.0		
Nurse-OT-PT/BCBA	211,891	244,132	244,132	240,764	(3,368)	-1.38%
Census	3.0	4.0	4.0	3.6		
Extra Curricular	260,647	293,990	293,990	316,746	22,756	7.74%
Substitutes	122,888	129,980	129,980	126,800	(3,180)	-2.45%
Special Education						
Extended School Year	19,158	41,288	41,288	41,222	(66)	-0.16%
Subtotal	9,175,677	9,678,939	9,678,939	9,791,616	112,677	1.16%
2 Employee Benefits						
Health Insurance	1,910,539	2,353,165	2,353,165	2,570,860	217,695	9.25%
All Other Benefits	409,705	443,354	443,354	451,249	7,895	1.78%
Subtotal	2,320,244	2,796,519	2,796,519	3,022,109	225,590	8.07%
3 Instructional and Professional Services						
	304,725	302,102	302,102	367,566	65,464	21.67%
4 Property Services						
	148,001	140,328	140,328	131,950	(8,378)	-5.97%

TOWN OF BOLTON'S PROPOSED BUDGET FOR FY2022 STATEMENT B

	Audited <u>FY2020</u>	Adopted Budget <u>FY2021</u>	Adopted Budget <u>FY2021</u>	Proposed Budget <u>FY2022</u>	\$ <u>Change</u>	% <u>Change</u>
5 Purchased Services						
Special Education	328,573	364,097	364,097	366,716	2,619	0.72%
Transportation	484,844	516,861	516,861	537,395	20,534	3.97%
Insurance	144,086	141,676	141,676	139,811	(1,865)	-1.32%
Other	165,885	203,647	203,647	235,795	32,148	15.79%
Subtotal	1,123,388	1,226,281	1,226,281	1,279,717	53,436	4.36%
6 Materials & Supplies						
Utilities	280,674	378,366	378,366	342,273	(36,093)	-9.54%
Instructional supplies, books, software	274,204	191,513	191,513	183,871	(7,642)	-3.99%
Maintenance	32,189	39,370	39,370	44,370	5,000	12.70%
Subtotal	587,067	609,249	609,249	570,514	(38,735)	-6.36%
7 Equipment Purchases	130,920	48,900	48,900	42,025	(6,875)	-14.06%
8 Other Educational Expenses	40,071	46,087	46,087	47,806	1,719	3.73%
Excess Cost Reimbursement	(27,396)	(35,100)	(35,100)	(51,890)	(16,790)	47.83%
TOTAL BOARD OF EDUCATION	13,802,697	14,813,305	14,813,305	15,201,413	388,108	2.62%

TOWN OF BOLTON'S PROPOSED BUDGET FOR FY2022

	Audited <u>FY2020</u>	Adopted Budget <u>FY2021</u>	Revised Budget <u>FY2021</u>	Proposed Budget <u>FY2022</u>
SUMMARY OF ALL GOVERNMENT EXPENDITURES				
Total - Capital Improvements	553,205	468,670	688,670	516,584
Total - Debt Service	781,570	1,090,995	1,065,144	1,161,573
Total - Town Proper	5,571,610	6,285,574	6,285,574	6,493,423
Total - Contingency		250,000	250,000	25,000
Total - Board of Education	13,956,405	14,813,305	14,813,305	15,201,413
Total Expenditures	20,862,790	22,908,544	23,102,693	23,397,993
Less - BOF Reduction Town/Debt Service/ Capital Budget				(30,000)
Less - BOF Reduction of Contingency				0
Less - BOF Reduction of Board of Education Budget				(100,000)
Adjusted Total Expenditures	20,862,790	22,908,544	23,102,693	23,267,993

Town Capital Improvement Plan (CIP) | FY 2022 – FY 2026

Town Project	#	Prior Funds*	FY 2022	FY 2023	FY 2024	FY 2025	FY 2026	TOTAL
Assessor's Office Revaluation	58	\$ -	\$ 25,000.00	\$ 20,000.00	\$ 9,000.00	\$ 9,000.00	\$ 9,000.00	\$ 72,000
Buildings & Grounds Pickup Truck	1	\$ -	\$ 42,000.00	\$ -	\$ -	\$ -	\$ 52,000.00	\$ 94,000
Firehouse Engine Tank 334 Replacement**	4	\$180,000.00	\$ 630,000.00	\$ -	\$ -	\$ -	\$ -	\$ 810,000
Firehouse Expansion***	46	\$ -	\$ 35,000.00	TBD	\$ -	\$ -	\$ -	\$ 35,000
Fire Suppression Water Supply	5	\$138,079.00	\$ 50,000.00	\$ 50,000.00	\$ 50,000.00	\$ 50,000.00	\$ 50,000.00	\$ 388,079
Firehouse Radio Communications Upgrade	6	\$ -	\$ 50,000.00	\$ -	\$ 90,609.00	\$ -	\$ -	\$ 140,609
Firehouse Roof Replacement	47	\$ -	\$ -	\$ -	\$ -	\$ 23,000.00	\$ -	\$ 23,000
Heritage Farm Restoration & Code Compliance	8	\$ 25,000.00	\$ 25,000.00	\$ 75,000.00	\$100,000.00	\$100,000.00	\$100,000.00	\$ 425,000
Herrick Park Furnace	9	\$ -	\$ -	\$ 14,000.00	\$ -	\$ -	\$ -	\$ 14,000
Herrick Park Lodge Roof Replacement	48	\$ -	\$ -	\$ -	\$ -	\$ 15,000.00	\$ -	\$ 15,000
Herrick Park Soccer Fields	10	\$ -	\$ 30,000.00	\$ 30,000.00	\$ 30,000.00	\$ 30,000.00	\$ 30,000.00	\$ 150,000
Highway General Road Resurfacing	11	\$ -	\$ 20,000.00	\$ 10,000.00	\$ -	\$ -	\$ -	\$ 30,000
Highway Mowing Tractor	49	\$ -	\$ -	\$ -	\$ -	\$100,000.00	\$100,000.00	\$ 200,000
Highway Plow Truck Replacement	13	\$135,000.00	\$ 70,000.00	\$ -	\$ -	\$ -	\$ -	\$ 205,000
Highway Skid-Steer Loader	14	\$ -	\$ -	\$ 60,000.00	\$ -	\$ -	\$ -	\$ 60,000
Indian Notch Park Playscape	15	\$ -	\$ -	\$ 36,500.00	\$ -	\$ -	\$ -	\$ 36,500
Library Conference Room Renovation	16	\$ -	\$ 13,000.00	\$ -	\$ -	\$ -	\$ -	\$ 13,000
Library Roof Replacement	50	\$ -	\$ -	\$ -	\$ -	\$ 20,000.00	\$ -	\$ 20,000
Natural Gas Infrastructure	18	\$ -	\$ 31,000.00	\$ 31,000.00	\$ 30,000.00	\$ -	\$ -	\$ 92,000
Notch Road Municipal Center Demolition	19	\$ 68,000.00	\$ -	\$ 320,000.00	\$ -	\$ -	\$ -	\$ 388,000
Senior Center Van	20	\$ -	\$ -	\$ -	\$ 40,000.00	\$ -	\$ -	\$ 40,000
Town Electric Vehicle Charging Station	57	\$ -	\$ -	\$ 30,000.00	\$ -	\$ -	\$ -	\$ 30,000
Town Clerk's Vault Floor**	22	\$ -	\$ 15,500.00	\$ -	\$ -	\$ -	\$ -	\$ 15,500
Town Hall Facility Expansion**	24	\$148,896.92	TBD	\$ -	\$ -	\$ -	\$ -	\$ 148,897
Town Hall Paving**	25	\$ -	\$ 80,000.00	\$ -	\$ -	\$ -	\$ -	\$ 80,000
Town Hall Sedan	26	\$ -	\$ -	\$ 27,000.00	\$ -	\$ -	\$ -	\$ 27,000
TOWN SUBTOTAL		\$ 694,976	\$ 1,116,500	\$ 667,500	\$ 328,609	\$ 338,000	\$ 332,000	\$ 3,480,585

BOE Capital Improvement Plan (CIP) | FY 2022 – FY 2026

School Project	#	Prior Funds*	FY 2022	FY 2023	FY 2024	FY 2025	FY 2026	TOTAL
Center School Air Conditioning Units**	28	\$ -	TBD	\$ -	\$ -	\$ -	\$ -	\$ -
Center School Blinds	29	\$ -	\$ -	\$ 64,000.00	\$ -	\$ -	\$ -	\$ 64,000
Center School Exterior Door Replacement	30	\$ -	\$ 130,000.00	\$ -	\$ -	\$ -	\$ -	\$ 130,000
Center School Greenhouse**	31	\$ -	\$ 25,000.00	\$ -	\$ -	\$ -	\$ -	\$ 25,000
Center School HVAC**	32	\$ 42,000.00	TBD	\$ -	\$ -	\$ -	\$ -	\$ 42,000
Center School Library Remodel**	33	\$ -	\$ 25,000.00	\$ -	\$ -	TBD	\$ -	\$ 25,000
Center School Roof Replacement & Masonry**	34	\$236,000.00	TBD	\$ -	\$ -	\$ -	\$ -	\$ 236,000
Center School Science Lab**	35	\$ -	\$ 150,000.00	\$ -	\$ -	\$ -	\$ -	\$ 150,000
Center School Window Replacement	37	\$ 10,000.00	\$ 12,000.00	\$ -	\$ -	\$ -	\$ -	\$ 22,000
High School Blinds	38	\$ -	\$ -	\$ 51,000.00	\$ -	\$ -	\$ -	\$ 51,000
High School Commons Visual & Lighting	51	\$ -	\$ 24,000.00	\$ -	\$ -	\$ -	\$ -	\$ 24,000
High School HVAC Assessment	52	\$ -	\$ -	\$ -	\$ -	\$ 28,000.00	\$ -	\$ 28,000
High School HVAC Controllers	39	\$ -	\$ 24,000.00	\$ -	\$ -	\$ -	\$ -	\$ 24,000
High School HVAC Heat Pumps & Rooftop Units	53	\$ -	\$ -	\$ -	\$ -	\$ -	\$305,000.00	\$ 305,000
High School Soccer Field & Track**	40	\$ -	\$ 2,276,000.00	\$ -	\$ -	\$ -	\$ -	\$ 2,276,000
High School Storage Garage	41	\$ -	\$ -	\$ 24,000.00	\$ -	\$ -	\$ -	\$ 24,000
Board of Education Mower Replacement	54	\$ -	\$ -	\$ -	\$ -	\$ -	\$ 30,000.00	\$ 30,000
Board of Education Pickup Truck with Plow	55	\$ -	\$ -	\$ -	\$ -	\$ -	\$ 48,000.00	\$ 48,000
Board of Education Utility Truck with Plow	56	\$ -	\$ -	\$ -	\$ -	\$ 53,000.00	\$ -	\$ 53,000
SCHOOL SUBTOTAL		\$ 288,000	\$ 2,666,000	\$ 139,000	\$ -	\$ 28,000	\$ 305,000	\$ 3,426,000

Total Capital Improvement Plan (CIP) | FY 2022 – FY 2026

GRAND TOTAL		\$ 982,976	\$ 3,782,500	\$ 806,500	\$ 328,609	\$ 366,000	\$ 637,000	\$ 6,906,585
School Project & Capital Funds Rollover			\$ (64,416.47)					\$ (64,416.47)
Bonded Monies			\$ (3,201,500.00)					\$ (3,201,500.00)
Total Taxpayer Ask			\$ 516,584	\$ 806,500	\$ 328,609	\$ 366,000	\$ 637,000	\$ 3,640,668

A Message from the Board of Finance

Creativity and adaptability were necessities this past fiscal year and will remain as such in the upcoming year as we continue to move towards a New Normal. The budget being proposed is built upon that flexibility. Many of the successful changes implemented in response to the pandemic have been incorporated into standard operating practices for the near future. Our schools will continue to use technology and online services to enhance our students' learning. Our town will continue utilizing expanded online services and programs. The budgets have been carefully prepared to provide the level of services that we as the townspeople of Bolton have come to expect. However, the Board of Finance is faced with many unknowns going into this fiscal year. The town employees' medical insurance contract was quoted with an unacceptable increase. As a result, the town and school have changed the medical insurance plan, but have not received final rates from the carrier. We expect the medical insurance expenditure to decrease, but we are unsure as to what degree. There are also several shortfalls and unknowns on the revenue side. State and Federal grant monies in response to COVID-19 have not yet been identified, and the portion which Bolton may receive is unclear. Interest rates have dropped significantly; a reliable source of revenue in past years. The number of Columbia students attending BHS has also decreased; a portion of their tuition revenues are used as payment on our debt. The Board of Finance has had the challenge of proposing a budget that will meet the needs of our town, yet remain fiscally responsible given these uncertain circumstances.

Over the past several years, the town has seen a minimal rise to our tax rate, which has been far less than the cost-of-living increase. However, to maintain and improve our services as well as address revenue shortfalls, we will need to balance budget reductions with a higher tax rate. The proposed budget includes a decrease in expenditures along with an increase in taxes. Public input and open communication are important during the budgeting process. We encourage the townspeople of Bolton to attend meetings, including the Public Hearing on April 27th at 7pm which will be held via ZOOM. The town's website will provide instructions for those interested in joining this call for the public hearing. We also encourage everyone to vote on the budget at the referendum on Tuesday, May 18th. Please reference the town's website for details, as well as information regarding absentee ballots.

We hope that you and your family stay safe & healthy.

Board of Finance Members:

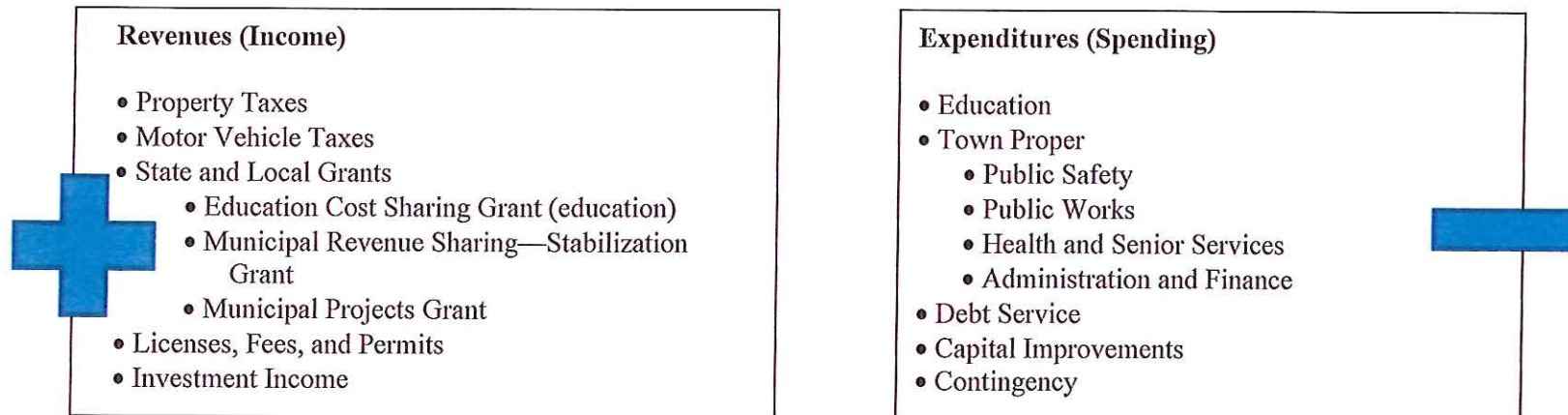
Emily Bradley, Chair
Charles Dana
Richard Tuthill

Robert Munroe, Vice Chair
Kristen Gourley

Robert DePietro
Ross Lally

Budget Overview

The annual budget is a comprehensive document presenting revenue estimates and expected expenditures for both the town and school system. The BOS and the BOE prepare fiscally responsible budgets and deliver them to the Board of Finance. The goal of both the BOE and BOS budgets is to provide the highest level of service for our town and our children, abide by the contractual agreements with employees, unions, and vendors, and yet balance this with the current economic environment and state budget situation.



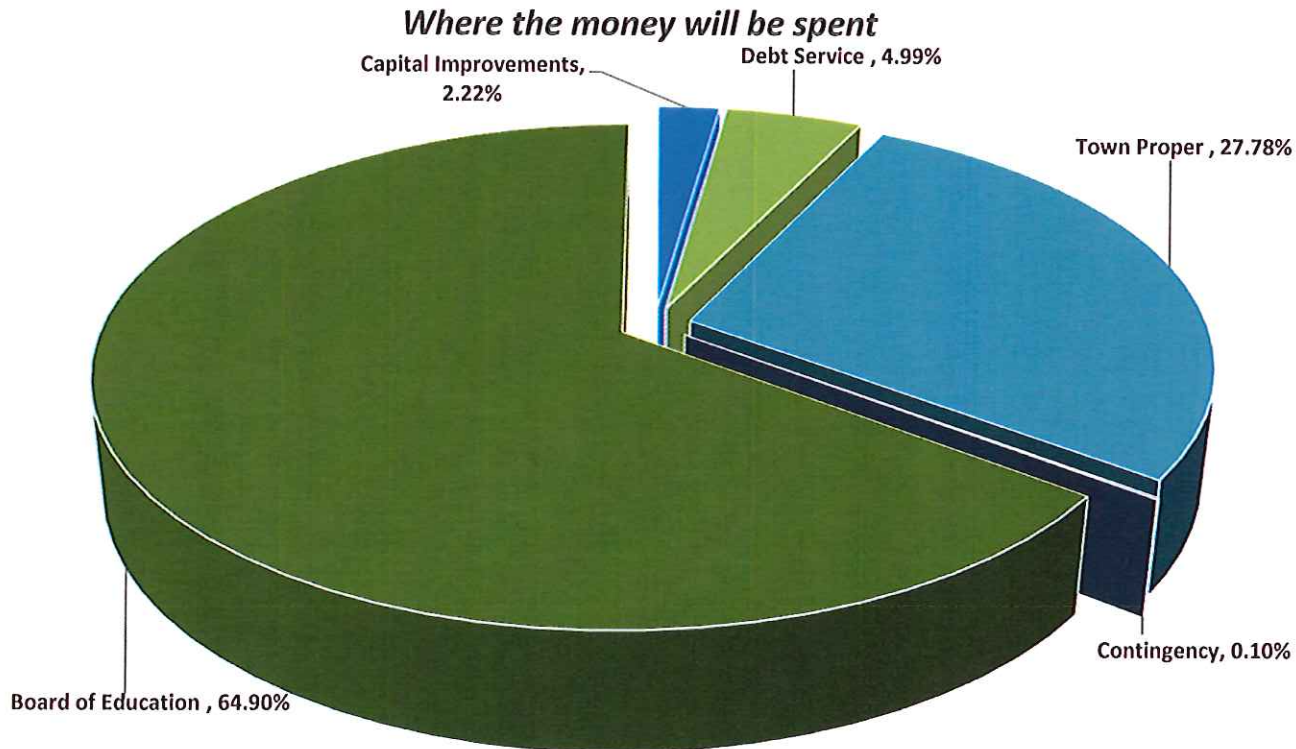
The Board of Finance has proposed for Public Hearing a budget of \$23,267,993, with a proposed mil rate of 41.45.

Where the money will be spent

The budget that is being presented to taxpayers for Public Hearing is broken down into five parts: Capital Improvements, Debt Service, Town Proper, Contingency and Board of Education.

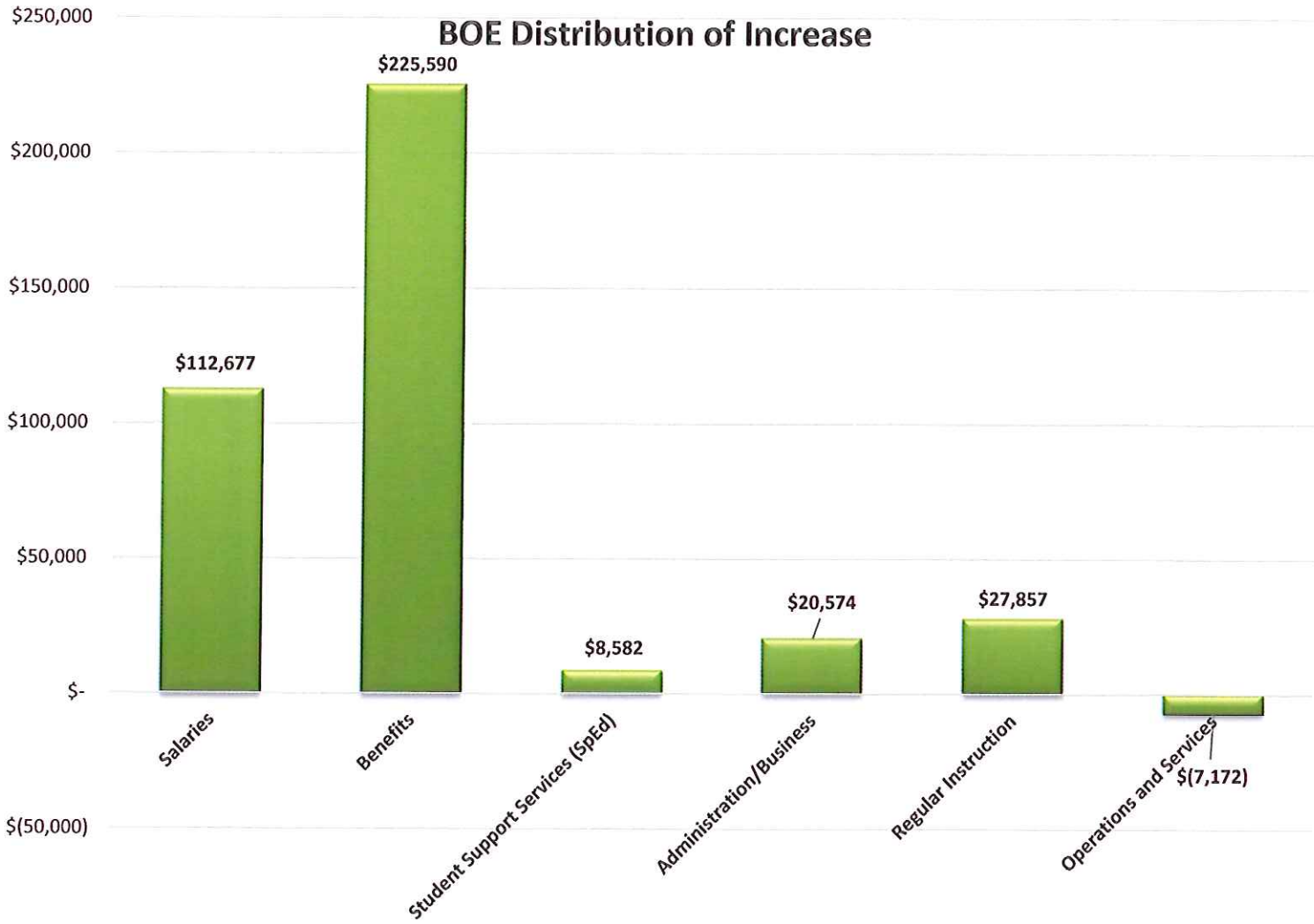
	Audited FY2020	Adopted FY2021	Proposed FY2022	Percentage Inc./Dec.	Percent of Total Budget
Capital Improvements	\$ 553,205	\$ 468,670	\$ 516,584	10.22%	2.22%
Debt Service	\$ 781,570	\$ 1,090,995	\$ 1,161,573	6.47%	4.99%
Town Proper*		\$ 6,285,574	\$ 6,463,423	2.83%	27.78%
Contingency	\$ 5,571,610	\$ 250,000	\$ 25,000	-90.00%	0.10%
Board of Education*	\$ 13,956,405	\$ 14,813,305	\$ 15,101,413	1.94%	64.90%
Total Dollars Appropriated	\$ 20,862,790	\$ 22,908,544	\$ 23,267,993		

* This includes the Board of Finance reductions



Education is the largest component of Bolton's budget.

- The mission of the Bolton Public Schools is to inspire all students to grow as learners, individuals, and citizens. The BPS Vision is that all students are empowered to embrace learning and a healthy mindset, continually build knowledge, develop skills, and become engaged global citizens. The budget presented fully supports the mission and vision of the Bolton Schools Strategic Plan by focusing on student success, creating a caring culture, continually developing the talents of our students and staff, and maintaining Bolton Public School as a high performing district both state and nationally.
- Over the past decade, the Bolton Public School continues to be recognized as a top performing school district. BHS is a National Blue-Ribbon School of Excellence, and has received top state awards.
- The budget request includes the approved negotiated salary increase, incorporates post-pandemic school needs, enhancements to the curriculum to meet state requirements, expanded support to meet the needs of all students, and continued support of technology integration and enhancements to improve learning for all students.
- The BOE has requested a 2.62% increase in their budget equal to \$388,108.



Board of Education Budgeted Summary

	16/17	17/18	18/19	19/20	20/21	21/22
Board of Education Budget	\$ 13,628,709	\$ 13,875,128	\$ 14,201,432	\$ 14,315,998	\$ 14,813,305	\$ 15,101,413
Additional Grant Funding	\$ 915,892	\$ 944,490	\$ 741,211	\$ 729,875	\$ 717,494	\$ 731,785
Total Board of Education Funding	\$ 14,544,601	\$ 14,819,618	\$ 14,942,643	\$ 15,045,873	\$ 15,530,799	\$ 15,833,198

Choice Students	56	60	56	58	50	47
Columbia Students	45	51	52	54	51	40
Bolton Students	706	709	697	673	678	674
Other Non-resident (i.e. staff)	6	6	7	7	7	7
Total Student Enrollment	813	826	812	792	786	768

Bolton Students attending magnet/voag*	43	25	25	25	25	33
---	-----------	-----------	-----------	-----------	-----------	-----------

*Includes students attending both Bolton and Magnet Schools. The magnet and voag enrollments include no cost to students such as Pre-k and those attending Hartford Magnet.

Note 1: Choice student tuition for FY2022 is \$8,000 per student

Note 2: Columbia student tuition for FY2022 is \$12,823.71 per student

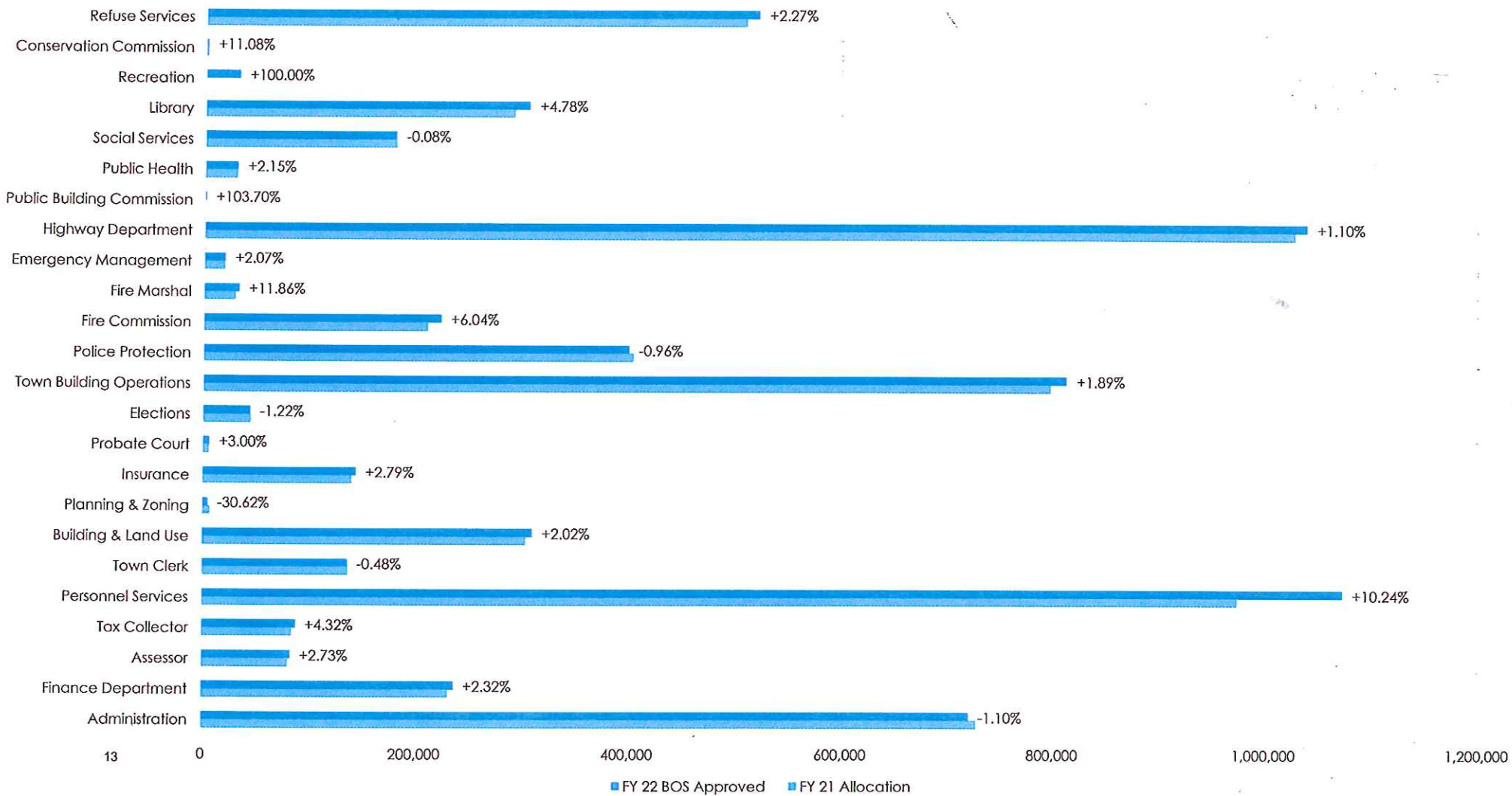
Revenue from Columbia students are allocated as follows:

80% for the BHS building project bond and 20% to support the operating education budget.

Town Proper is the next largest part of the budget.

- The Board of Selectmen continue to aim for a budget proposal that meets higher standards of service than previous budgets in five key areas: Transparency, Accessibility, Modernization, Efficiency, and Resourcefulness.
- The Town of Bolton's vision is to preserve and protect the natural beauty and developed features found within town limits; to guide future growth in a responsible and thoughtful manner; and to provide a wide range of resident -focused services and opportunities in a fiscally responsible manner; all while maintaining the town's rural character and overall quality of life in Bolton. The proposed budget reflects what is needed to maintain and strategically enhance services in town.
- Over this challenging year, the town quickly and effectively responded to the pandemic. Employees began working remotely and services were continued throughout the town. As a result, new best practices were identified and incorporated into the proposed budget with minimal increase to the budget. The BOS constantly seeks and implements cost-saving opportunities including continued efforts in shared services and resources.
- The Board of Selectmen has requested a 3.31% increase in this budget, equal to \$ 207,849 over the prior year's budget.

FY 21 -22 Proposed Changes



Capital Improvement Plan is a key part of the town moving into the future. Each year Bolton allocates funds to capital projects that includes purchasing large equipment and vehicles and making improvements to our facilities. The town has a 5-year capital plan that includes known current and future needs. The plan is revisited and reprioritized annually to ensure that the most critical items are attended to and the future needs are planned for well in advance. The Capital Improvement plan is important to our community to preserve the physical assets of Bolton and properly maintain our infrastructure.

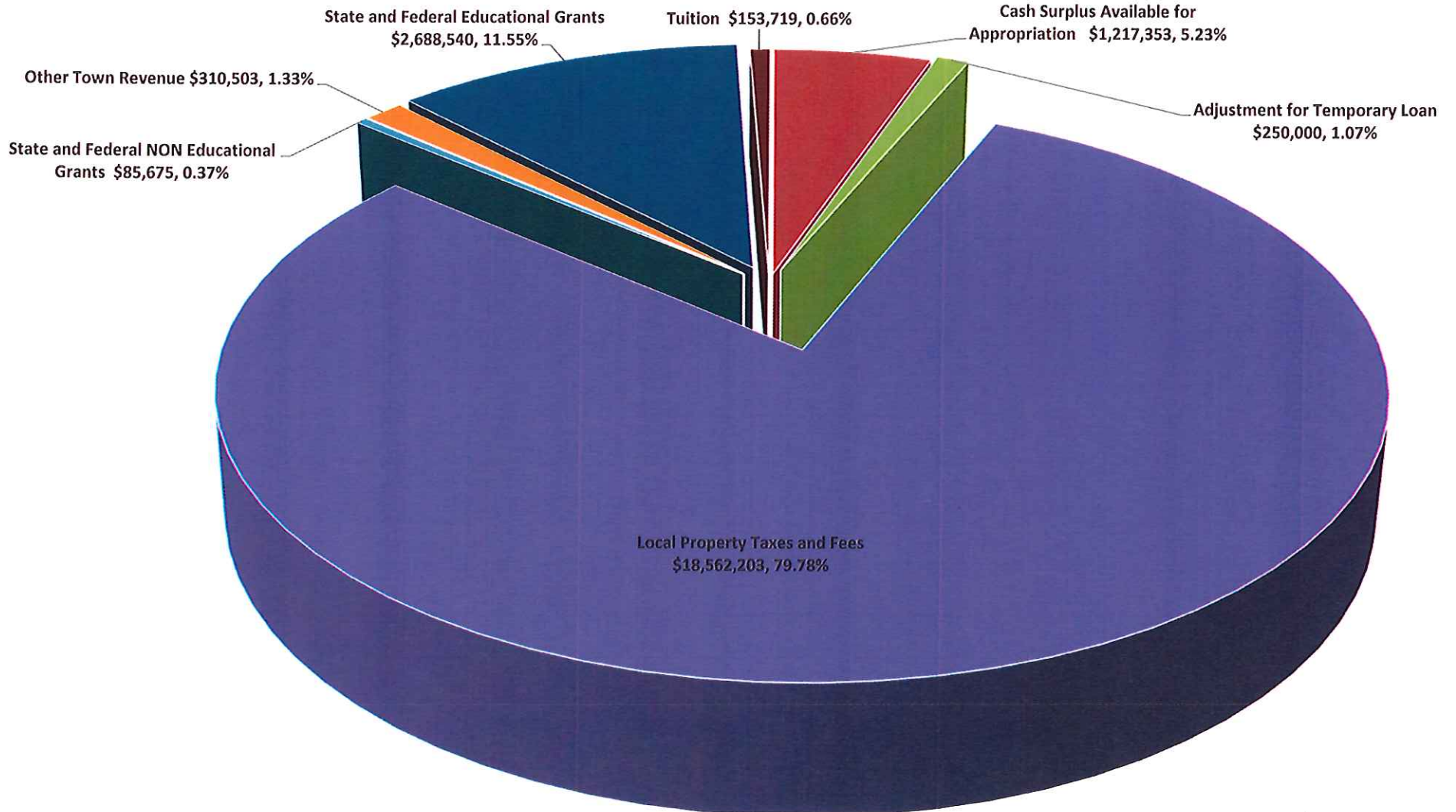
Debt Service is the amount of money that has been set aside to pay for principal and interest on debt the town has already approved and issued. The Town borrows to fund large capital improvement projects, like the high school renovation and expansion and the purchase of large vehicles, such as fire apparatus. Eighty Percent (80%) of the tuition received from the Town of Columbia goes toward the high school debt service.

Contingency is funds that are put aside by the BOF to help address any significant shortfalls during the fiscal year. Examples of this are unanticipated major road failures, cuts in funding by the state, shortfall due to major storms overnight and on weekends. If at the end of the year there are funds left, a minimum of \$ 25,000 is put into the town's unassigned fund balance and the rest is used to fund the subsequent year's budget. The BOF for this upcoming fiscal year feels that a contingency fund of \$25,000 is adequate, knowing that both the BOS and BOE budgets have been carefully crafted for this upcoming budget year.

Where the money comes from

There are many sources of revenue for The Town of Bolton, though by far the largest is local property taxes. The other major source of revenue is from State and Federal grants.

Where the money comes from



Total Education Grants

Federal	\$ 206,485
Open Choice Grant	\$ 376,000
SHEFF Grant	\$ 58,400
Excess Cost Grant	\$ 51,890
TEAM Stipend	\$ 1,000
Federal ESSER II	\$ 38,010
	<u>\$ 731,785</u>
Additional Town Proper Grant	\$ 199,975
Total Dollars Available	<u>\$ 931,760</u>

The Public Hearing

The Board of Finance, in conjunction with the Board of Selectmen and Board of Education, has proposed a budget that includes transparency, accessibility, modernization, efficiency and resourcefulness while maintaining and improving our town and school district, plans for the future, incorporates state mandates and budget changes.

Bolton's Historical Budget Summary

The following chart provides a 5 year look back at Bolton's Budgets:

	16/17	17/18	% Inc/Dec	18/19	% Inc/Dec	19/20	% Inc/Dec	20/21	% Inc/Dec	20/21	% Inc/Dec
Capital Improvements	434,000	433,000	-0.23%	523,860	20.98%	532,711	1.69%	468,670	-12.02%	516,584	10.22%
Teachers' Retirement System	0	0	N/A	0	N/A	41,244	100.00%	0	-100.00%	0	N/A
Debt Service	1,135,989	1,085,865	-4.41%	1,094,774	0.82%	1,081,601	-1.20%	1,090,995	0.87%	1,161,573	6.47%
Town Proper	5,551,420	5,719,362	3.03%	5,947,409	3.99%	6,191,235	4.10%	6,285,574	1.52%	6,463,423	2.83%
Contingency Fund	25,000	226,000	804.00%	226,000	0.00%	91,000	-59.73%	250,000	174.73%	25,000	-90.00%
Board of Education	13,628,709	13,875,128	1.81%	14,201,432	2.35%	14,315,998	0.81%	14,813,305	3.47%	15,101,413	1.94%
Totals	20,775,118	21,339,355	2.72%	21,993,475	3.07%	22,253,789	1.18%	22,908,544	2.94%	23,267,993	1.57%

Cumulative Dollars Increased since 2017 **\$2,492,875**

Cumulative Percentage Increase since 2017 **12.0%**

Per the town charter, Bolton's budget is approved by referendum. The cost of holding a budget referendum is approximately \$2,200.

Year	2015	2016	2017	2018	2019	2020
Referendum 1	Y-592	Y-394	Y-394	Y-417	Y-451	N/A
	N-577	N-545	N-496	N-391	N-362	N/A
Referendum 2		Y-457	Y-544			
		N-476	N-525			
Referendum 3		Y-551				
		N-498				

How does Bolton compare with other towns in the area?

The chart below provides a comparison of both Town and Board of Education spending in the surrounding towns along with the percentage of change in the mil rate for last fiscal year.

<u>Town</u>	<u>BOE%</u>	<u>Town%</u>	<u>Mil Rate %</u>
Andover	1.95%	-0.3%	1.75%
Ashford	1.20%	3.05%	3.88%
Bolton	3.47%	1.52%	-0.36%
Columbia	-0.16%	5.94%	0%
Coventry	0.71%	1.74%	-3.30%
East Windsor	3.27%	1.94%	1.38%
Ellington	12.39%	2.63%	0%
Glastonbury	2.80%	3.80%	1.50%
Mansfield	2.10%	7.30%	0%
Tolland	-0.70%	2.03%	0%
Vernon	1.20%	1.81%	0%
Willington	-0.03%	1.50%	-0.33%
Average	2.35%	2.75%	0.38%

Impact of Proposed Town of Bolton budget on You

One “mil” produces one dollar for each \$1,000 of property assessment. For example, if your house has a current fair market value of \$200,000, the assessment is 70% of its current fair market value or \$140,000. The current mil rate is 38.86. Therefore, \$140 X 38.86 = \$5,440.40. With the proposed budget, the mil rate will increase to 41.45. \$140 X 41.45 = \$5,803. This will be a \$362.60 increase per year or approximately \$6.97 a week.