

# 2026-2027 Town of Bolton Budget



# Summary of Budget Movements & Adjustments

Changes since Referendum 1 on May 19, 2026

## Changes since first referendum:

- Reduced total expenditures \$100,000 to reduce estimated mil rate increase from 6.22% to 5.70%
- Specific reductions include:
  - \$21,589 reduction in Town Proper budget
  - \$78,411 reduction in Board of Education budget

## Changes since first budget proposal:

- Reduced total expenditures \$638,185 to reduce estimated mil rate increase from 9.78% to 5.70%
- Specific reductions include:
  - \$72,000 reduction in Capital Expenditure budget
  - \$161,921 reduction in Town Proper budget
  - \$404,264 reduction in Board of Education budget



# Our Commitment to Bolton Residents

Bolton's budget is designed to deliver high-quality services, strong schools, and a community environment that make our town a great place to live, while maintaining a responsible and reasonable tax level. We work to meet today's needs while planning carefully for the town's future.

## Reliable Town Services

*Reliable, responsive services that residents count on every day*

- Public safety → Protecting residents and property
- Public works → Maintaining roads and infrastructure residents rely on daily
- Refuse services
- Essential municipal services residents rely on every day

## Quality Education

*Strong schools that attract families and support property values*

- Category 1 high school designation (top-tier academic performance)
- High Quality Tier 1 core instruction
- Robust intervention framework ensuring early support for all learners
- Strong student achievement and academic growth
- Well-rounded educational experience with access to athletics, arts, and extracurricular activities
- Emphasis on social-emotional learning and whole-child development

## Quality of Life in Bolton

*Preserving Bolton's character, safety, and small-town feel*

- Recreation and community programming for all ages
- Library, senior, and social services supporting lifelong engagement
- Parks, facilities, and services that support residents and family

## Responsible Financial Stewardship

*Thoughtful budgeting to avoid unnecessary tax burden*

- Securing grants to minimize taxpayer spending
- Bond refunding to reduce costs
- Balancing current needs with long-term financial sustainability

**Together, these investments make Bolton a desirable place to live, raise a family, and invest in the future.**



TOWN OF BOLTON, CONNECTICUT  
PROPOSED EXPENDITURE BUDGET FOR FISCAL YEAR ENDING  
June 30, 2027

Total Capital Improvements	\$692,448
Total Debt Service	\$1,421,514
Total Contingency Fund	\$50,000
Total Town Proper	\$7,423,598
Total Board of Education	\$17,209,402
<b>TOTAL EXPENDITURES</b>	<b>\$26,796,962</b>



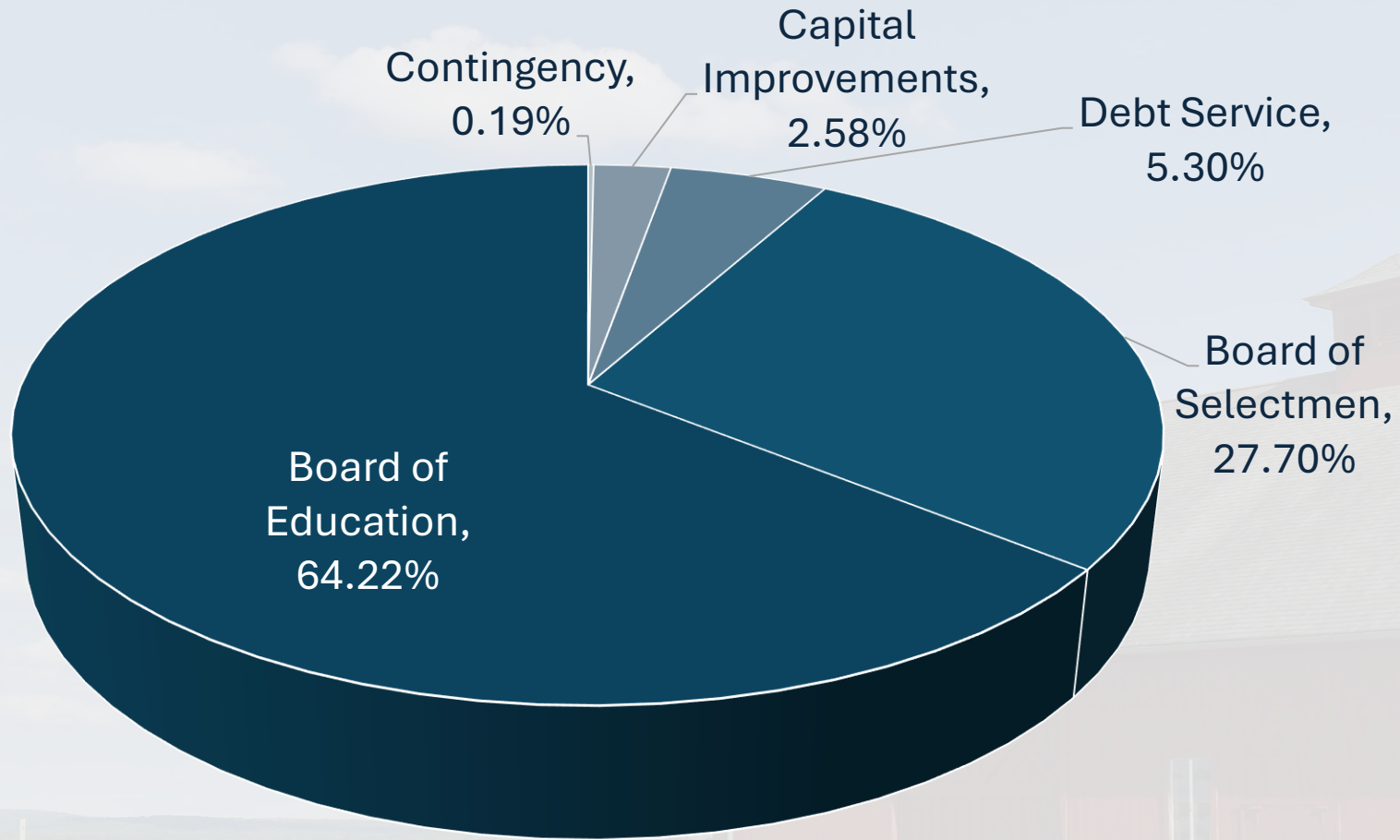
# Year-over-Year Expenditure Budget Comparison

	<b>FY2026</b>	<b>Proposed FY2027</b>	<b>\$ Change</b>	<b>% Change</b>
Total Capital Improvements	\$784,016	\$692,448	-\$91,568	-11.68%
Total Debt Service	\$1,423,321	\$1,421,514	-\$1,807	-.13%
Total Contingency Fund	\$50,000	\$50,000	\$0	0.00%
Total Town Proper	\$7,274,278	\$7,423,598	\$149,320	+2.05%
Total Board of Education	\$16,800,367	\$17,209,402	\$409,035	+2.43%
<b>Total Expenditures</b>	<b>\$26,331,982</b>	<b>\$26,796,962</b>	<b>\$464,980</b>	<b>+1.77%</b>



# How the Expenditure Budget is Allocated

The majority of the town's budget (64.22%) supports education, with 27.7% covering administrative services overseen by the Board of Selectmen, and 2.58% dedicated to capital improvements



# Capital Budget Summary

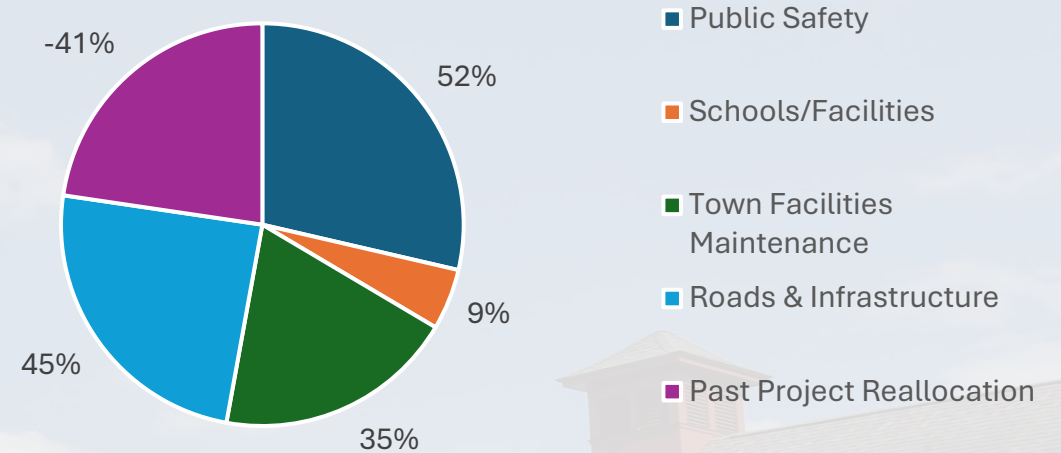


Total Proposed Budget  
**\$692,448**



Decrease from FY2026  
**-\$91,568, or  
-11.68%**

## Where the Money Is Going



## Top Projects

- Lyman Road Bridge Replacement
- School & Town Vehicle Replacements
- Bolton High School Heat Pump Replacement

## Future Projects (Not in This Year's Budget)

- Heritage Farm Restoration
- Herrick Park Addition & Renovations
- Highway Vehicle Replacement
- Library Roof & Emergency Generator
- Firehouse Roof & Equipment
- Bolton Center School Roof Replacement



# Debt Service & Contingency Summary

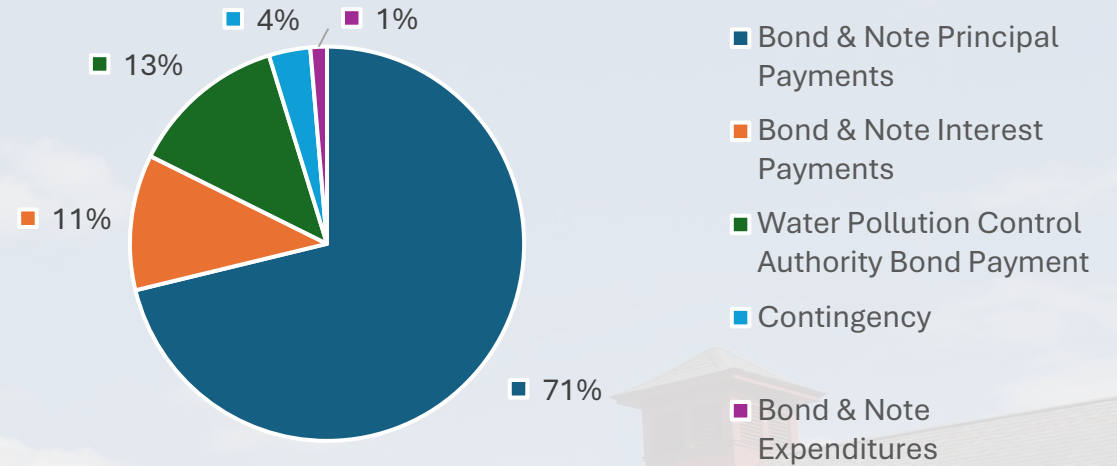


Total Proposed Budget  
\$1,421,514



Decrease from FY2026  
-\$1,807, or -0.13%

## Where the Money Is Going



## What are we paying down?

Category	FY27 Proposed Budget		Year Issued	Balance after FY27 payment	Debt Retirement Date
	Principal Payment	Interest Payment			
Bolton High School Bond I/Refunded	\$ 500,000	\$ 101,100	6/21/2017	\$ 2,215,000	6/30/2031
Bolton High School Bond II/Refunded	\$ 245,000	\$ 28,283	2/26/2021	\$ 1,540,000	6/30/2032
Bolton Center School Capital Projects/FireTruck/Barn	\$ 170,000	\$ 4,250	6/21/2017	\$ -	6/30/2026
Fire Truck Loan	\$ 35,000	\$ 30,000	8/1/2024	\$ 560,000	Year-to-year
Bolton Lakes Water Pollution Control Authority Loan	\$ 190,000	\$ -	6/1/2016	\$ 3,725,899	4/30/2035
	<b>\$ 1,390,000</b>	<b>\$ 163,663</b>			



# Board of Selectmen Budget Summary

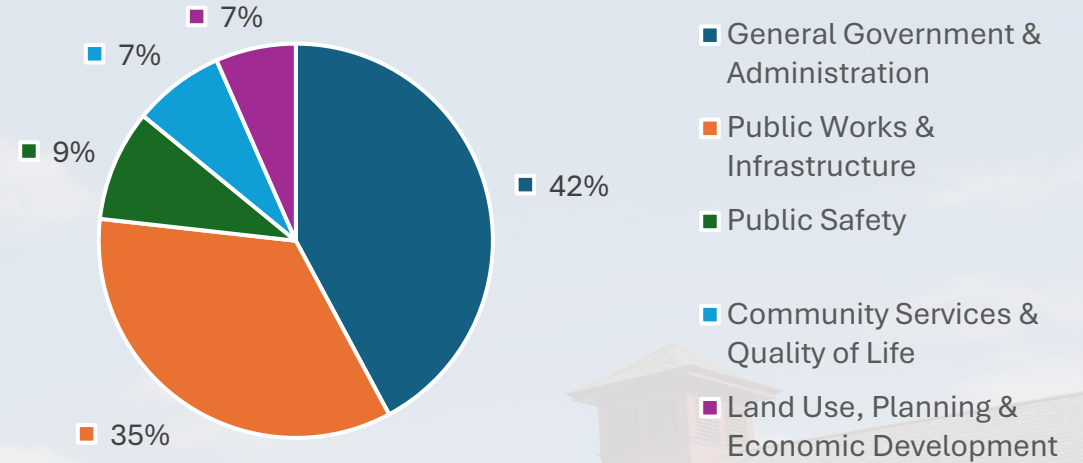


Total Proposed Budget  
\$7,423,598



Increase from FY2026  
+\$149,320  
or +2.05%

## Where the Money Is Going



## Significant Budget Drivers

- Payroll (contractual and cost-of-living adjustments) +\$200,022
- Personnel Services (Medical, Dental, Payroll Taxes, Pension) +\$128,287
- Cost of software used by Assessor's Office +\$32,110
- Cost of police protection +\$30,000
- Offset by reductions in out-of-state board clerk usage, reduction in Property & Liability premiums, and movement of BLRWPCA budget out of Town Proper -\$104,363

## Town Comparison

Board of Selectmen Town Comparison

Town	Population*	Total Grand List	FY2027 Proposed Expenditure Budget (excl BOE) As of 5/21/26	Percent Increase	Per Capita Expenditure	Budget Status As Of 5/21/26
Ellington	16,426	1,555,246,040	\$27,980,017	10.39%	\$1,703	Upcoming referendum
Columbia	5,272	587,385,914	\$5,960,142	5.57%	\$1,131	Upcoming referendum
East Windsor	11,190	1,510,648,381	\$19,658,794	4.29%	\$1,757	Upcoming referendum
Marlborough	6,404	628,982,328	\$8,709,258	3.87%	\$1,360	Adopted
Andover	3,151	316,646,080	\$4,345,704	3.51%	\$1,379	Upcoming referendum
Coventry	12,235	1,577,371,519	\$16,899,217	3.23%	\$1,381	Upcoming referendum
Hebron	9,098	932,202,795	\$11,980,792	3.22%	\$1,317	Upcoming referendum
South Windsor	26,918	3,820,053,295	\$60,946,464	2.61%	\$2,264	Adopted
Tolland	14,563	1,882,755,592	\$20,376,099	1.28%	\$1,399	Adopted
<b>Bolton</b>	<b>4,858</b>	<b>612,555,679</b>	<b>\$9,537,560</b>	<b>0.59%</b>	<b>\$1,963</b>	<b>Upcoming referendum</b>

Note: budget values include capital expenditures and debt service

Note: Specific reductions of \$161,921 to be determined and voted on by BOS



# Board of Education Budget Summary

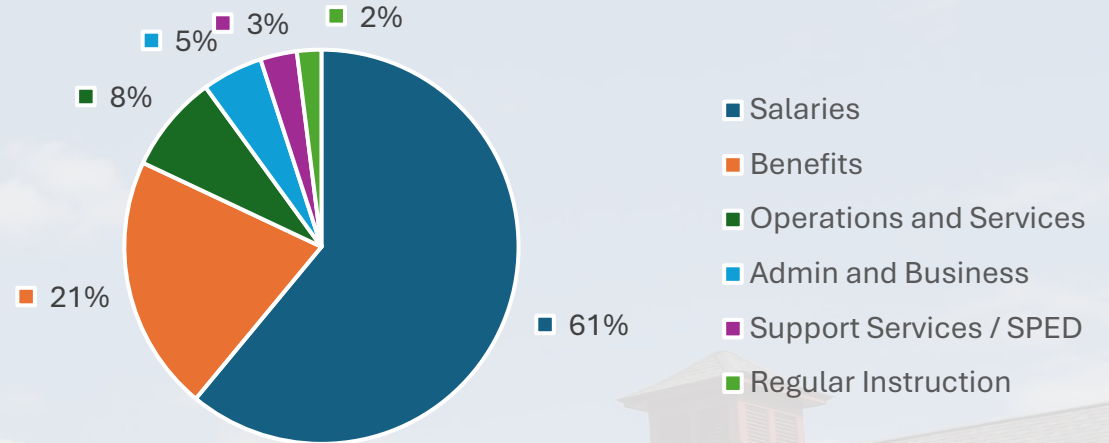


Total Proposed Budget  
\$17,209,402



Increase from FY2026  
+\$409,035, or  
+2.43%

## Where the Money Is Going



## Significant Budget Drivers

- Contractual Salary and Healthcare Increases +\$707,174
- Increased maintenance and service costs +\$110,901
- Special Education +\$7,699
- Offset by reductions in regular instruction and administration and business -\$12,475

Note: Specific reductions of \$404,264 to be determined and voted on by BOE

## Town Comparison

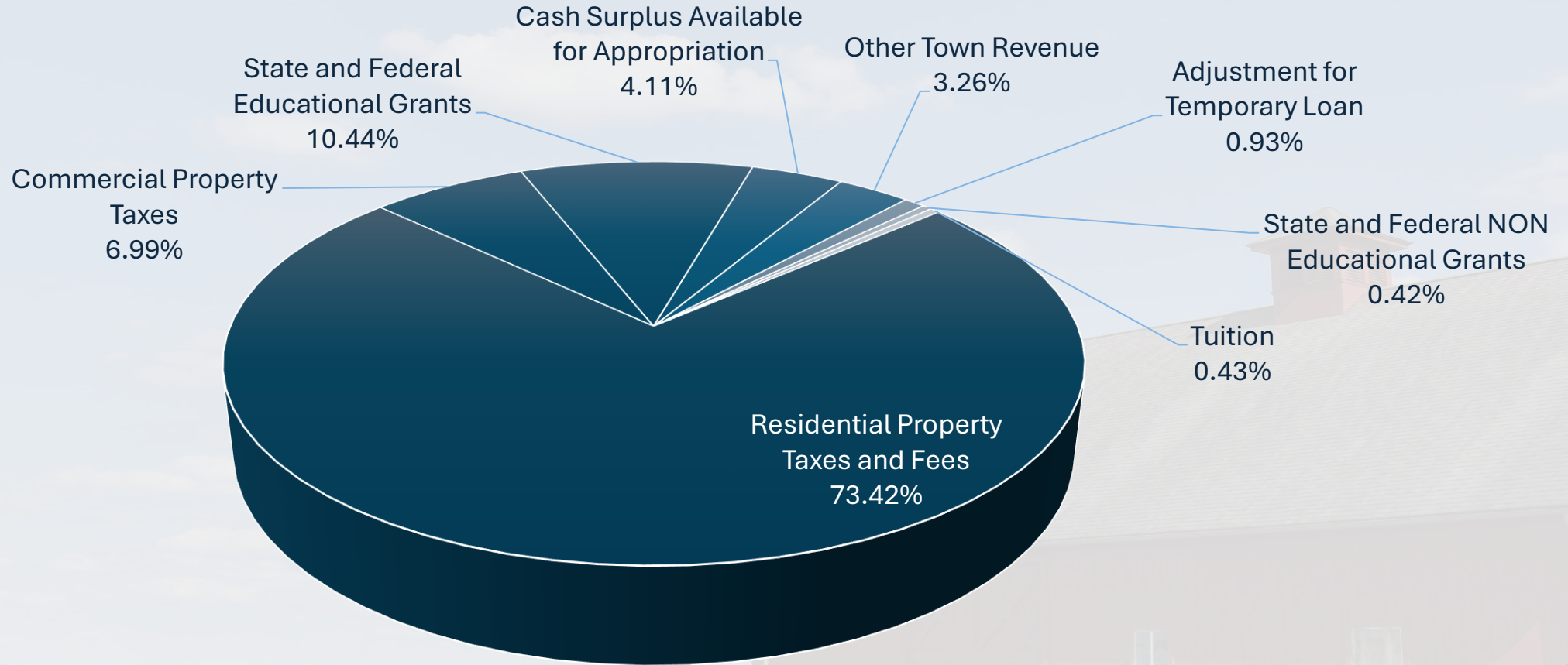
Board of Education Town Comparison

District	FY2027 Budget	Percentage Increase	% of Total Town Budget	Budget Status As Of 5/21/26
Andover (K-8)	5,013,651	9.82%	53.57%	Upcoming referendum
South Windsor	106,321,283	7.53%	63.56%	Adopted
Hebron (K-8)	15,323,930	6.89%	56.12%	Upcoming referendum
Glastonbury	136,233,253	5.31%	40.22%	Adopted
Coventry	32,789,696	4.23%	65.99%	Upcoming referendum
Suffield	43,692,148	3.96%	40.72%	Adopted
Tolland	46,014,811	3.40%	69.31%	Adopted
Vernon	62,175,741	2.91%	35.86%	Adopted
Somers	31,292,381	2.68%	42.13%	Upcoming referendum
Ellington	49,199,508	2.67%	63.75%	Upcoming referendum
<b>Bolton</b>	<b>17,209,402</b>	<b>2.43%</b>	<b>64.34%</b>	<b>Upcoming referendum</b>
Manchester	127,982,231	0.02%	33.51%	Adopted



# How the Town is Funded

Bolton prioritizes grant funding, state aid, and other revenues first to minimize the impact on local taxpayers



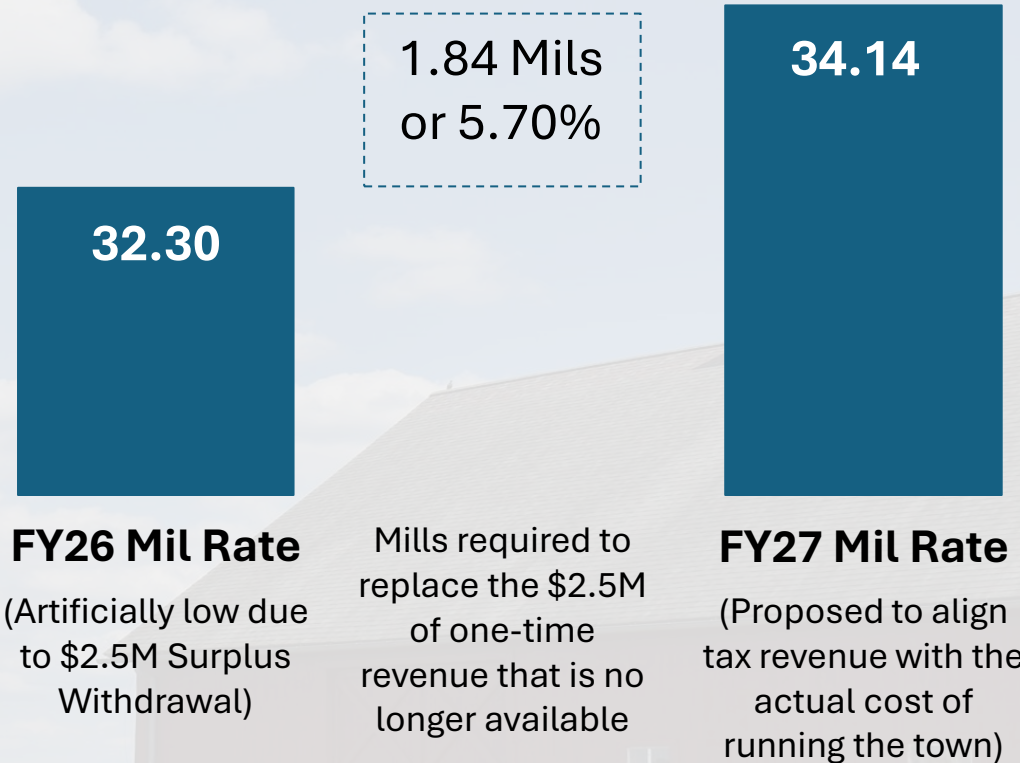
# Budget Stabilization & The Surplus

## Context: The One-Time Offset (FY26)

Last year, we deliberately used **\$2.5M of the town surplus** to absorb rising costs. This allowed us to maintain services without passing those costs to the taxpayer immediately.

## The FY27 Transition

Because that \$2.5M was a one-time “savings” withdrawal, it is no longer available to offset recurring operating costs this year.



# FY2027 Mil Rate

## EXPENDITURES:

Capital Improvements	\$ 692,448
Debt Services	\$ 1,421,514
Contingency Fund	\$ 50,000
Board of Selectmen	\$ 7,423,598
Board of Education	\$ 17,209,402

## TOTAL EXPENDITURES

**\$ 26,796,962**

## REVENUES:


Property Taxes, Interest & Fees	\$ 21,545,467
Other Town Revenue	\$ 1,239,446
State & Federal Grants	\$ 2,909,406
Surplus	\$ 1,102,643

## TOTAL REVENUES

**\$ 26,796,962**

Last Year's Real Estate & Personal Property Mil Rate	32.30
Proposed Real Estate & Personal Property Mil Rate	34.14
Mil Change	1.84
Mil % Change	5.70%

Last Year's Motor Vehicle Mil Rate	32.30
Proposed Motor Vehicle Mil Rate	32.46
Mil Change	0.16
Mil % Change	0.50%



# What This Means for Your Tax Bill

## Step 1: Start with Last Year's Bill

Find your total taxes (real estate + personal property)

Example:  $\$7,000 + \$3,000 = \$10,000$

## Step 2: Apply the Estimated Increase in the Mill Rate

Multiply by 1.057 (5.70% increase)

Example:  $\$10,000 \times 1.057 = \$10,570$

## Step 3: That's your estimated new total

Example: New Estimated Total Taxes =  $\$10,570$

That's an increase of  $\$570$  for the year, or about  $\$48$  per month

*This example is for illustration purposes. Actual tax changes will vary based on individual property assessments.*



# APPENDIX



# Referendum History

Calendar Year	2018	2019	2020	2021	2022	2023	2024	2025	2026
Referendum 1	Y-417	Y-451	N/A	Y-267	Y-267	Y-579	Y-453	Y-267	Y-397
	N-391	N-362	N/A	N-461	N-386	N-556	N-502	N-738	N-599
Referendum 2				Y-293	Y-300		Y-488	Y-347	
				N-457	N-398		N-480	N-759	
Referendum 3				Y-408	Y-359			Y-424	
				N-379	N-406			N-672	
Referendum 4				Y - 371	Y-438			Y-522	
				N - 423	N-415			N-625	
Referendum 5								Y-581	
								N-593	
Referendum 6								Y-650	
								N-593	



# TOWN OF BOLTON'S PROPOSED BUDGET FOR FY2027 STATEMENT 1

	Unaudited <u>FY2025</u>	Adopted Budget <u>FY2026</u>	Revised Budget <u>FY2026</u>	Proposed Budget <u>FY2027</u>
Estimated Cash Surplus Available for Appropriation	3,494,730	2,550,055	3,222,238	1,152,643
Less Reserve for Fund Balance		(50,000)	(50,000)	(50,000)
Finance Committee Formula for projected surplus	(638,273)	63,000	63,000	
Less Assigned Fund Balance	2,856,457	2,563,055	3,235,238	1,102,643
Cash Available				
<b>REVENUE (STATEMENT A)</b>				
General Property Tax	18,992,442	19,532,336	19,704,012	21,400,467
Other Revenues	5,070,624	3,986,591	4,295,375	4,043,852
Deferred Taxes				
<b>Total</b>	<b>24,063,066</b>	<b>23,518,927</b>	<b>23,999,387</b>	<b>25,444,319</b>
<b>NON-REVENUE RECEIPTS</b>				
Adjustments for Temporary Loans		250,000	250,000	250,000
<b>TOTAL REVENUES AND NON-REVENUE RECEIPTS</b>	<b>26,919,523</b>	<b>23,768,927</b>	<b>24,249,387</b>	<b>25,694,319</b>
<b>TOTAL MEANS OF FINANCING</b>	<b>26,919,523</b>	<b>26,331,982</b>	<b>27,484,625</b>	<b>26,796,962</b>
		<b>EXPENDITURE SUMMARY</b>		
Capital Improvements	826,250	784,016	784,016	692,448
Debt Service	1,106,929	1,423,321	1,423,321	1,421,514
Board of Selectmen	6,480,121	7,274,278	7,274,278	7,423,598
Contingency	0	50,000	50,000	50,000
Board of Education	15,283,985	16,800,367	16,800,367	17,209,402
Finance Committee Reduction				
<b>TOTAL EXPENDITURES</b>	<b>23,697,285</b>	<b>26,331,982</b>	<b>26,331,982</b>	<b>26,796,962</b>
Cash Available	3,222,238		1,152,643	-



## TOWN OF BOLTON'S PROPOSED BUDGET FOR FY2027 STATEMENT A

	Unaudited <u>FY2025</u>	Adopted Budget <u>FY2026</u>	Revised Budget <u>FY2026</u>	Proposed Budget <u>FY2027</u>
<b><i>REVENUES</i></b>				
<b><i>PROPERTY TAXES &amp; FEES</i></b>				
Property Tax Current Year-Levy	17,096,677	17,650,363	17,869,416	19,513,232
Motor Vehicle - Levy	1,698,247	1,706,973	1,617,508	1,687,235
Supplemental M.V. Levy	197,518	175,000	217,088	200,000
Adjusted Current Year's Levy	<b>18,992,442</b>	<b>19,532,336</b>	<b>19,704,012</b>	<b>21,400,467</b>
Prior Year Taxes	140,912	85,000	115,426	85,000
Interest & Fees on Property Tax	95,870	65,000	67,599	60,000
<b>TOTAL</b>	<b>19,229,224</b>	<b>19,682,336</b>	<b>19,887,037</b>	<b>21,545,467</b>
<b><i>OTHER TOWN REVENUE</i></b>				
Building Official Fees	132,395	75,000	92,411	75,000
Library	1,204	1,000	1,000	500
Building Official Services	186,393	231,742	231,742	234,769
Selectmen's Fees	17,991	13,500	13,500	15,000
Telephone	69,861	70,000	129,014	100,000
Town Clerk	121,051	85,000	86,140	92,000
Tuition	148,140	79,105	144,704	115,449
Miscellaneous Revenue	24,233	12,000	25,150	15,000
Interest	522,468	375,000	340,000	250,000
Rental	34,170	34,574	34,574	25,000
Senior Donations	305	-	165	0
Shared Services-Assessor	60,339	64,947	64,947	66,728
Unexpended FY25 Town Budget	-	-	60,000	0
Unexpended FY25 BOE Budget	-	-	75,000	0
Unexpended FY25 Contingency	-	-	25,000	0
<b>TOTAL</b>	<b>1,318,550</b>	<b>1,041,868</b>	<b>1,323,347</b>	<b>989,446</b>
<b><i>STATE &amp; FEDERAL</i></b>				
<b><i>EDUCATION GRANTS</i></b>				
Educational Cost Sharing (ECS)	2,675,373	2,683,216	2,683,216	2,790,544
Adult Education	5,756	5,686	5,269	6,073
<b>TOTAL</b>	<b>2,681,129</b>	<b>2,688,902</b>	<b>2,688,485</b>	<b>2,796,617</b>



**TOWN OF BOLTON'S PROPOSED BUDGET FOR FY2027  
STATEMENT A (CONTINUED)**

	Unaudited FY2025	Adopted Budget FY2026	Revised Budget FY2026	Proposed Budget FY2027
<b><u>STATE &amp; FEDERAL GRANTS</u></b>				
<b><u>EXCLUDING EDUCATION</u></b>				
Municipal Transition Grant	729,620	17,094	17,094	0
PILOT: New Tiered Reimbursement	37,676	28,746	24,360	24,288
Veteran's Grant	1,866	2,000	969	969
Disabled	662	500	614	500
Miscellaneous State/Federal Grants	11,713	5,000	5,000	5,000
Mash. Pequot	3,244	3,244	3,244	32,795
DOT Transportation Grant	11,825	11,825	11,825	11,825
Municipal Projects	24,869	24,859	24,859	24,859
Municipal Stabilization	11,053	11,053	11,053	11,053
Law Enforcement	1,635	1,500	1,500	1,500
<b>TOTAL</b>	<b>834,163</b>	<b>105,821</b>	<b>100,518</b>	<b>112,789</b>
 <b><u>TOTAL REVENUES EXCLUDING</u></b>				
<b><u>TAXES, INTEREST &amp; FEES</u></b>				
	<b>4,833,842</b>	<b>3,836,591</b>	<b>4,112,350</b>	<b>3,898,852</b>
 <b><u>GRAND TOTAL EXCLUDING CURRENT</u></b>				
<b><u>TAX LEVY COLLECTION</u></b>				
	<b>5,070,624</b>	<b>3,986,591</b>	<b>4,295,375</b>	<b>4,043,852</b>
 <b><u>GRAND TOTAL REVENUES</u></b>				
	<b>24,063,066</b>	<b>23,518,927</b>	<b>23,999,387</b>	<b>25,444,319</b>



## TOWN OF BOLTON'S PROPOSED BUDGET FOR FY2027 STATEMENT B

	Unaudited FY2025	Adopted Budget FY2026	Revised Budget FY2026	Proposed Budget FY2027	\$ Change	% Change
<b>Government</b>						
1 Administration	631,204	779,208	773,208	739,628	(39,580)	-5.08%
2 Board of Finance	1,807	3,000	3,000	4,800	1,800	60.00%
3 Finance Department	241,702	250,595	250,595	342,497	91,902	36.67%
4 Auditing Services	25,000	45,000	45,000	45,000	0	0.00%
5 Assessor	162,090	168,832	168,832	197,641	28,809	17.06%
6 Tax Collector	92,202	106,010	106,010	109,311	3,301	3.11%
7 Personnel Services	945,389	1,166,875	1,166,875	1,295,162	128,287	10.99%
9 Town Clerk	144,789	150,756	150,756	156,349	5,593	3.71%
10 Building & Land Use	387,125	477,150	457,650	486,906	9,756	2.04%
11 Planning & Zoning Commission	3,522	4,000	4,000	3,700	(300)	-7.50%
12 Zoning Board of Appeals	891	1,650	1,650	1,650	0	0.00%
13 Insurance	108,653	167,363	167,363	113,000	(54,363)	-32.48%
14 Probate Court	6,180	7,000	7,000	7,000	0	0.00%
15 Inland/Wetland Commission	1,641	2,235	2,235	2,235	0	0.00%
16 Economic Development	4,988	5,000	5,000	5,000	0	0.00%
17 Elections	86,700	119,329	119,329	162,037	42,708	35.79%
19 Police Protection	274,478	301,300	301,300	331,300	30,000	9.96%
20 Fire Commission	258,899	296,089	296,089	311,610	15,521	5.24%
21 Animal Control	6,500	10,000	10,000	7,000	(3,000)	-30.00%
22 Fire Marshal	26,989	31,990	31,990	31,990	0	0.00%
23 Emergency Management	5,447	11,320	11,320	11,510	190	1.68%
24 Highway Department	1,034,307	973,967	973,967	1,004,196	30,229	3.10%
25 Public Building Commission	-	-	-	4,100	4,100	N/A
26 Town Building Operations	805,811	866,019	891,519	889,632	23,613	2.73%
27 Public Health	28,702	29,730	29,730	30,692	962	3.24%
28 Veterans' Commission	219	600	600	1,400	800	133.33%
29 Senior & Social Services	178,712	197,643	197,643	199,903	2,260	1.14%
30 Library	308,809	320,647	320,647	333,400	12,753	3.98%
31 Recreation Services	6,000	0	0	0	0	N/A
32 Conservation Commission	2,070	3,140	3,140	3,140	0	0.00%
33 Refuse Services	649,295	727,830	727,830	728,730	900	0.12%
70 Transfer Out- Separation Fund	50,000	50,000	50,000	25,000	(25,000)	-50.00%
Finance Committee Reduction				(161,921)	(161,921)	N/A
<b>Total Town Government</b>	<b>6,480,121</b>	<b>7,274,278</b>	<b>7,274,278</b>	<b>7,423,598</b>	<b>149,320</b>	<b>2.05%</b>



## TOWN OF BOLTON'S PROPOSED BUDGET FOR FY2027 STATEMENT B (CONTINUED)

	Unaudited FY2025	Adopted Budget FY2026	Revised Budget FY2026	Proposed Budget FY2027	\$ Change	% Change
<b>Contingency</b>	<b>0</b>	<b>50,000</b>	<b>50,000</b>	<b>50,000</b>	<b>0</b>	<b>0.00%</b>
<b>55 Capital Reserve</b>						
Equipment (BOS)	27,000	40,100	40,100	106,890	66,790	166.56%
Vehicle Replacements (BOS)	20,000	55,000	55,000	128,500	73,500	133.64%
Vehicle Replacements (BOE)	80,000	0	0	114,500	114,500	N/A
Natural Gas Infrastructure	30,000	-	-	0	0	N/A
Demolition NRM/C	174,577	0	0	0	0	N/A
BOE HVAC Assessment	16,000	12,000	12,000	12,000	0	0.00%
Reevaluation	11,000	11,600	11,600	13,000	1,400	12.07%
Herrick Park Soccer Field	12,000			0	0	N/A
Heritage Farm Restoration	0	0	0	0	0	N/A
Modular Office	18,223	53,000	53,000	44,000	(9,000)	-16.98%
Grant Match	50,000	0	0	0	0	N/A
BHS Heat Pumps	0	0	0	50,000	50,000	N/A
Indian Notch Reclaim Basketball Court	29,325	0	0	0	0	N/A
Fire Commission Strategic Plan	25,000	0	0	0	0	N/A
High School ADA Transition Pads	108,125	0	0	0	0	N/A
BCS Phase #2 Energy Management System Facilities, Infrastructure and Operations	0	410,000	410,000	0	(410,000)	-100.00%
Bolton Heritage Farm Grant	225,000	0	0	145,000	145,000	N/A
Lyman Road Bridge Construction	0	50,000	50,000	0	(50,000)	-100.00%
Fire Commission Ehyraulic Equipment	0	170,000	170,000	140,000	(30,000)	-17.65%
Trooper's Building Exterior Painting	0	32,000	32,000	0	(32,000)	-100.00%
Lyman Road Bridge Construction	0	0	0	18,000	18,000	N/A
Town Hall Exterior Painting	0	0	0	170,000	170,000	N/A
Reallocated Past Capital Reserve		0	0	25,000	25,000	N/A
		(49,684)	(49,684)	(287,067)	(237,383)	477.79%
<b>Total Capital Reserve Fund</b>	<b>826,250</b>	<b>784,016</b>	<b>784,016</b>	<b>679,823</b>	<b>(104,193)</b>	<b>-13.29%</b>
<b>56 Capital Improvements - Current</b>				12,625	12,625	N/A
<b>Total Capital Improvements</b>	<b>0</b>	<b>0</b>	<b>0</b>	<b>12,625</b>	<b>12,625</b>	<b>N/A</b>
<b>Capital Totals</b>	<b>826,250</b>	<b>784,016</b>	<b>784,016</b>	<b>692,448</b>	<b>(91,568)</b>	<b>-11.68%</b>



## TOWN OF BOLTON'S PROPOSED BUDGET FOR FY2027 STATEMENT B (CONTINUED)

	Unaudited FY2025	Adopted Budget FY2026	Revised Budget FY2026	Proposed Budget FY2027	\$ Change	% Change
<b>59 Loans/Notes/Bonds/Expenses</b>						
Expenditures	12,600	20,000	20,000	20,000	0	0.00%
<b>60 Temporary Loans</b>						
Temp. Loans in Anticip. of Taxes	0	250,000	250,000	250,000	0	0.00%
<b>61 Outstanding Short Term Notes</b>	0	10	10	10	0	0.00%
<b>62 Redemption of Bonds - Long Term Debt</b>						
Bolton High School Bond I/Refunded	460,000	475,000	475,000	500,000	25,000	5.26%
Bolton High School Bond II/Refunded	235,000	240,000	240,000	245,000	5,000	2.08%
BCS Projects/Fire Truck/ Barn	170,000	170,000	170,000	170,000	0	0.00%
Fire Truck Loan	0	35,000	35,000	35,000	0	0.00%
Bond I (School Capital)	(182,154)	(153,180)	(153,180)	(152,149)	1,031	-0.67%
<b>Totals</b>	<b>682,846</b>	<b>766,820</b>	<b>766,820</b>	<b>797,851</b>	<b>31,031</b>	<b>4.05%</b>
<b>65 Interest Pymt-Temporary Loans</b>	0	10	10	10	0	0.00%
<b>66 Interest - Short Term Notes</b>	0	10	10	10	0	0.00%
<b>67 Interest Payment - Long Term Debt</b>						
Bolton High School Bond I/Refunded	155,300	121,913	121,913	101,100	(20,813)	-17.07%
Bolton High School Bond II/Refund	42,383	33,083	33,083	28,283	(4,800)	-14.51%
BCS Projects/Fire Truck/ Barn	23,800	11,475	11,475	4,250	(7,225)	-62.96%
Fire Truck Loan/Interest	0	30,000	30,000	30,000	0	0.00%
<b>Totals</b>	<b>221,483</b>	<b>196,471</b>	<b>196,471</b>	<b>163,633</b>	<b>(32,838)</b>	<b>-16.71%</b>
<b>68 BLRWPCA</b>	190,000	190,000	190,000	190,000	0	0.00%
<b>DEBT SERVICE TOTALS</b>	<b>1,106,929</b>	<b>1,423,321</b>	<b>1,423,321</b>	<b>1,421,514</b>	<b>(1,807)</b>	<b>-0.13%</b>



## TOWN OF BOLTON'S PROPOSED BUDGET FOR FY2027 STATEMENT B (CONTINUED)

<b>BOARD OF EDUCATION</b>		Unaudited	Adopted	Adopted	Proposed	\$	%
<b>1 Salaries and Wages</b>		<u>FY2025</u>	<u>FY2026</u>	<u>FY2026</u>	<u>FY2027</u>	<u>Change</u>	<u>Change</u>
Administration		1,810,389	1,775,087	1,775,087	1,784,459	9,372	0.53%
Census		17.7	16.7	16.7	16.2		
Teacher		6,500,236	6,705,087	6,705,087	6,988,588	283,501	4.23%
Census		81.5	81.5	81.5	81.4		
Instructional Assistant		551,707	613,739	613,739	600,404	(13,335)	-2.17%
Census		21.0	20.0	20.0	18.5		
Operation & Maintenance		563,513	599,388	599,388	626,734	27,346	4.56%
Census		10.0	10.0	10.0	10.0		
Nurse-OT-PT/BCBA		217,938	247,865	247,865	256,223	8,358	3.37%
Census		3.4	3.4	3.4	3.4		
Extra Curricular		342,311	362,540	362,540	354,970	(7,570)	-2.09%
Substitutes		144,263	188,905	188,905	164,725	(24,180)	-12.80%
Special Education							
Extended School Year		34,438	54,674	54,674	48,850	(5,824)	-10.65%
<b>Subtotal</b>		<b>10,164,795</b>	<b>10,547,285</b>	<b>10,547,285</b>	<b>10,824,953</b>	<b>277,668</b>	<b>2.63%</b>
<b>2 Employee Benefits</b>							
Health Insurance		2,337,731	2,749,462	2,749,462	3,171,688	422,226	15.36%
All Other Benefits		427,726	478,706	478,706	485,986	7,280	1.52%
<b>Subtotal</b>		<b>2,765,457</b>	<b>3,228,168</b>	<b>3,228,168</b>	<b>3,657,674</b>	<b>429,506</b>	<b>13.30%</b>



## TOWN OF BOLTON'S PROPOSED BUDGET FOR FY2027 STATEMENT B (CONTINUED)

	Unaudited FY2025	Adopted Budget FY2026	Adopted Budget FY2026	Proposed Budget FY2027	\$ Change	% Change
<b>3 Instructional and Professional Services</b>	<b>445,563</b>	<b>599,595</b>	<b>599,595</b>	<b>573,845</b>	<b>(25,750)</b>	<b>-4.29%</b>
<b>4 Property Services</b>	<b>235,398</b>	<b>196,687</b>	<b>196,687</b>	<b>197,099</b>	<b>412</b>	<b>0.21%</b>
<b>5 Purchased Services</b>						
Special Education	496,051	450,024	450,024	473,569	23,545	5.23%
Transportation	573,051	603,337	603,337	715,624	112,287	18.61%
Insurance	150,857	172,555	172,555	161,744	(10,811)	-6.27%
Other	237,666	239,730	239,730	247,214	7,484	3.12%
<b>Subtotal</b>	<b>1,457,625</b>	<b>1,465,646</b>	<b>1,465,646</b>	<b>1,598,151</b>	<b>132,505</b>	<b>9.04%</b>
<b>6 Materials &amp; Supplies</b>						
Utilities	346,637	414,526	414,526	410,672	(3,854)	-0.93%
Instructional supplies, books & software	186,677	193,189	193,189	195,851	2,662	1.38%
Maintenance	86,390	97,940	97,940	94,300	(3,640)	-3.72%
<b>Subtotal</b>	<b>619,704</b>	<b>705,655</b>	<b>705,655</b>	<b>700,823</b>	<b>(4,832)</b>	<b>-0.68%</b>
<b>7 Equipment Purchases</b>	<b>207,522</b>	<b>61,525</b>	<b>61,525</b>	<b>60,020</b>	<b>(1,505)</b>	<b>-2.45%</b>
<b>8 Other Educational Expenses</b>	<b>41,758</b>	<b>49,704</b>	<b>49,704</b>	<b>44,171</b>	<b>(5,533)</b>	<b>-11.13%</b>
<b>9 Transfer Out</b>	<b>31,004</b>	<b>0</b>	<b>0</b>	<b>0</b>	<b>0</b>	<b>N/A</b>
Excess Cost Reimbursement	(58,966)	(53,898)	(53,898)	(43,070)	10,828	-20.09%
Finance Committee Reduction				(404,264)	(404,264)	N/A
<b>TOTAL BOARD OF EDUCATION</b>	<b>15,878,856</b>	<b>16,800,367</b>	<b>16,800,367</b>	<b>17,209,402</b>	<b>409,035</b>	<b>2.43%</b>

