

Hello Pam,

HC.

I have noted below the Flag Store USA website pages that address the 6 ft. street spinning flag kits and the 3 x 5 flags sold separately.

**The town currently has 47 telephone poles along Notch Road and Bolton Center, including around the gazebo. There are 27 flags flying today.**

There is not an option to purchase individual flag poles without mounting hardware. At last count, we have 5 poles in the firehouse now. Several have been bent or damaged and were taken out of service. **We could use 15 new spinning flag kits, and 8 new 3x5 nylon flags due to wind damage. We will have to fabricate several of the broken pole spinners on current poles. Several of the mounting brackets have also broken. Replacement spinning plastic ring sets are also available and needed, we need 12 sets of replacement rings.**

Marg at the Flag Store in Illinois is very nice, her number is 1-800-481-3524. Marge has all of these in stock and should ship in a day or two. No sales tax for out of state shipments.

[tps://www.flagstoreusa.com/](https://www.flagstoreusa.com/)

### 6' SPINNING AMERICAN FLAG SET - WHITE

SKU: fsetRes6WhiteUSspin

Our Price: **\$100.00 each**

<https://www.flagstoreusa.com/products/spinning-pole-estate-set-w-us-flag/>

### 3'X5' STANDARD NYLON AMERICAN FLAG

SKU: usfHG03x05N

Our Price: **\$31.00 each**

<https://www.flagstoreusa.com/products/3x5-standard-nylon-american-flag/>

Plastic Ring Replacement set SKU: ACORing1 \$ 3.00 each

**Orders over \$ 250.00 will receive a discount of 20%**

**20% OFF**

all orders over \$250

Coupon Code "USAMADE"

15 new flag sets	\$ 1,500.00
8 new 3 x 5 flags	\$ 248.00
12 Plastic Ring sets	\$ 24.00

\*\* less discounts available

Call me with any questions please.

Bruce A. Dixon  
Fire Chief  
Bolton Fire Department  
168 Bolton Center Road  
Bolton, CT 06043  
860-649-3910 Office

Meeting April 2, 2024

Janine Gelineau, 28 Anchorage Rd., Vernon. (Corner of Cubles/ Anchorage)

Bolton Lake Shores Association (BLSA)

Cubles Road is a vital connector between Bolton and Vernon

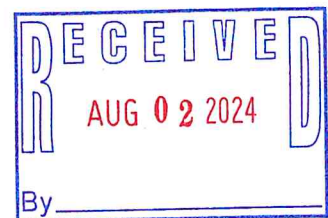
We are being told this little section of Cubles it is OUR PRIVATE road and yet BLSA has NO CONTROL over who uses the road. NO CONTROL over all the changes that have taken place, such as paving, sewers, etc. Also, how can only 192 feet be our private road, when it's right In the middle of a public thru road. How does any of this make it our road or our responsibility? All of Cubles has been used as a PUBLIC thru road for years.

Sure we believe at this point it should be owned by Bolton similar to what Vernon already did several years ago with the rest of Cubles. Unfortunately we seem to keep get bogged down on who owned the road in the 50's but how is that even relevant anymore? It's time to look at this from today's perspective and have the town officially take over the care and responsibility of this road even if ownership is not possible.

I hesitate to bring this up, but it is so important for you to understand on just how critical this little section of road truly is.

With the recent tragedy we had on Bolton lake, Cubles is actually the road the emergency vehicles used. I must've seen over 30 vehicles go by my house. Why, because Cubles is the connector or the fastest way into Bolton and as we all know, a few seconds saved, can literally mean life or death.

So we ask that you preserve and care for this public thru road properly for the safety & convenience for all, now and into the future.



In 1951, when the association took ownership of the road, it was a dirt road. There were a few houses, most property owners camped on their lots on weekends and used the beach.

1. The road has been paved several times since the 60s, the association has never paved the road.
2. Sewer pipes to serve homes on Grier Rd., and going between Upper and Middle Bolton Lakes to serve homes on Lakeview Dr.
3. Both Bolton and Vernon school buses and garbage trucks use the road, as well as about 100 cars and trucks daily.
4. The road is an access for people to get from Rt 44 over to Vernon and Rt 84. It is also used for people in the Hatch Hill area to access Rt 384.
5. In the summer many people use the road to come in and out of Camp Newhoca to drop off and pick up kids from summer camp.
6. Recently the town's response to fixing a pothole was 'it is a private road and Bolton is not responsible.
7. Association cannot maintain a paved road.
8. The association has no control over who uses the road. It is essentially a public road.

Black line shows 192' of Cubles Rd dedeed to Bolton Lake Shores Association. You can see it is only a portion of Cubles Rd in Bolton.

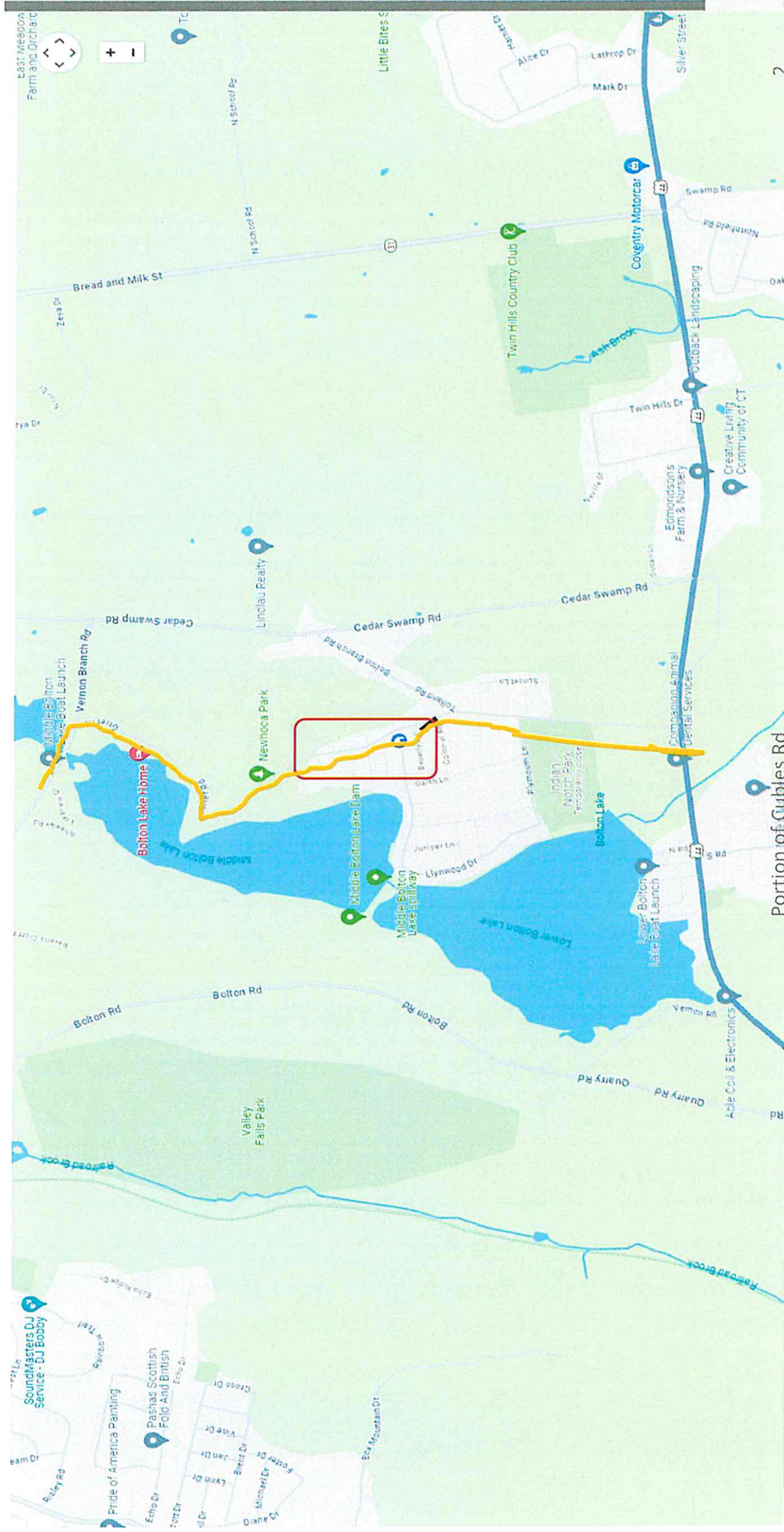
Red box shows properties that are part of BLSA.



Portion of Cubles Rd



Gold line shows sewer line which goes from Rt 44, down Tolland Rd to Cubles Dr and between Middle and Upper Bolton Lake to service homes on Lakeview Dr.  
Black line shows 192' of Cubles Rd deeded to Bolton Lake Shores Association. Red box shows properties that are part of BLSA.

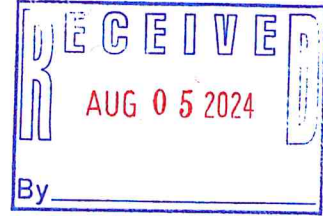


5

**McCavanagh, Kathleen**

---

**From:** Connie Kolesko <conkolesko@yahoo.com>  
**Sent:** Sunday, August 4, 2024 11:00 PM  
**To:** Human Resources  
**Subject:** Taxes



Bolton First Selectmen,

I live at 55 Vernon Road in Bolton. Next year it will be 50 years that I will have lived in this house on Bolton Lake. Since my taxes have gone up so much this year I am asking for paying the taxes to be twice a year instead of just one. It would be helpful to me as time goes on. I know it is becoming more difficult for everyone to pay their taxes. We don't seem to get a lot of services for all that we pay. I don't ask the town for much but I would hope you consider this.

Thank you.  
Connie Kolesko

80.

FY2024	Adopted Budget	Revised Budget	Expense YTD	Balance	Encumbrance	Unexpended	% Expensed
Administration	\$ 700,500.00	\$ 700,500.00	\$ 642,667.92	\$ 57,832.08	\$ 4,722.30	\$ 53,109.78	92.42%
Board of Finance	\$ 2,450.00	\$ 2,450.00	\$ 1,620.66	\$ 829.34	\$ -	\$ 829.34	66.15%
Financial Administration	\$ 240,308.00	\$ 240,308.00	\$ 233,932.90	\$ 6,375.10	\$ -	\$ 6,375.10	97.35%
Auditing	\$ 45,000.00	\$ 45,000.00	\$ 30,500.00	\$ 14,500.00	\$ -	\$ 14,500.00	67.78%
Assessor	\$ 160,971.00	\$ 160,971.00	\$ 152,191.77	\$ 8,779.23	\$ -	\$ 8,779.23	94.55%
Tax Collector	\$ 94,912.00	\$ 94,912.00	\$ 88,005.70	\$ 6,906.30	\$ -	\$ 6,906.30	92.72%
Fringe Benefits	\$ 1,071,100.00	\$ 1,048,667.00	\$ 1,001,240.53	\$ 47,426.47	\$ -	\$ 47,426.47	95.48%
Town Clerk	\$ 141,440.00	\$ 141,440.00	\$ 141,177.10	\$ 262.90	\$ -	\$ 262.90	99.81%
Land Use	\$ 386,837.00	\$ 370,337.00	\$ 350,369.95	\$ 19,967.05	\$ 965.83	\$ 19,001.22	94.87%
Planning & Zoning	\$ 4,205.00	\$ 4,205.00	\$ 1,749.93	\$ 2,455.07	\$ 589.40	\$ 1,865.67	55.63%
Zoning Board of Appeals	\$ 1,650.00	\$ 1,650.00	\$ 781.93	\$ 868.07	\$ -	\$ 868.07	47.39%
Property Insurance	\$ 155,000.00	\$ 155,000.00	\$ 112,389.46	\$ 42,610.54	\$ -	\$ 42,610.54	72.51%
Probate	\$ 7,258.00	\$ 7,258.00	\$ 6,059.00	\$ 1,199.00	\$ -	\$ 1,199.00	83.48%
Inlands/Wetlands	\$ 2,235.00	\$ 2,235.00	\$ 1,088.69	\$ 1,146.31	\$ -	\$ 1,146.31	48.71%
Economic Development	\$ 2,500.00	\$ 2,500.00	\$ 2,500.00	\$ -	\$ -	\$ -	100.00%
Elections	\$ 67,830.00	\$ 67,830.00	\$ 56,877.26	\$ 10,952.74	\$ 296.24	\$ 10,656.50	84.29%
Police	\$ 311,300.00	\$ 311,300.00	\$ 275,377.84	\$ 35,922.16	\$ -	\$ 35,922.16	88.46%
Fire Commission	\$ 257,981.00	\$ 252,981.00	\$ 247,931.79	\$ 5,049.21	\$ 1,719.58	\$ 3,329.63	98.68%
Animal Control	\$ 6,500.00	\$ 6,500.00	\$ 6,500.00	\$ -	\$ -	\$ -	100.00%
Fire Marshal	\$ 32,000.00	\$ 32,000.00	\$ 23,776.41	\$ 8,223.59	\$ 1,501.93	\$ 6,721.66	78.99%
Emergency Management	\$ 11,000.00	\$ 11,000.00	\$ 5,854.44	\$ 5,145.56	\$ -	\$ 5,145.56	53.22%
Highways and Streets	\$ 1,067,767.00	\$ 1,033,528.26	\$ 944,051.51	\$ 89,476.75	\$ 58,728.31	\$ 30,748.44	97.02%
Public Building Commission	\$ 4,100.00	\$ 4,100.00	\$ -	\$ 4,100.00	\$ -	\$ 4,100.00	0.00%
Parks/Town Building Ops	\$ 826,719.00	\$ 826,719.00	\$ 777,802.49	\$ 48,916.51	\$ 875.13	\$ 48,041.38	94.19%
Public Health Admin	\$ 28,409.00	\$ 28,534.00	\$ 28,533.04	\$ 0.96	\$ -	\$ 0.96	100.00%
Veterans' Commission	\$ 600.00	\$ 600.00	\$ -	\$ 600.00	\$ -	\$ 600.00	0.00%
Seniors / Social Services	\$ 175,469.00	\$ 175,344.00	\$ 161,901.24	\$ 13,442.76	\$ 541.63	\$ 12,901.13	92.64%
Library	\$ 307,561.00	\$ 307,561.00	\$ 290,905.83	\$ 16,655.17	\$ 1,811.14	\$ 14,844.03	95.17%
Recreation	\$ 11,144.00	\$ 11,144.00	\$ 11,144.00	\$ -	\$ -	\$ -	100.00%
Conservation	\$ 2,105.00	\$ 2,105.00	\$ 2,035.00	\$ 70.00	\$ -	\$ 70.00	96.67%
Waste Collection	\$ 597,230.00	\$ 656,968.74	\$ 648,930.79	\$ 8,037.95	\$ 500.00	\$ 7,537.95	98.85%
<b>Totals</b>	<b>\$ 6,724,081.00</b>	<b>\$ 6,705,648.00</b>	<b>\$ 6,247,897.18</b>	<b>\$ 457,750.82</b>	<b>\$ 72,251.49</b>	<b>\$ 385,499.33</b>	<b>94.27%</b>

The difference between Adopted and Revised Budget is \$18,433. This is the money that was moved to Capital Improvement to pay for additional items needed for the new fire truck.

FY2024



FY2025 July 31, 2023										
	Adopted Budget	Revised Budget	Expense YTD	Balance	Encumbrance	Unexpended	% Expended	FY24	FY23	FY22
Administration	\$ 754,500.00	\$ 754,500.00	\$ 35,730.85	\$ 718,769.15	\$ -	\$ 718,769.15	4.74%	10.99%	4.52%	5.12%
Board of Finance	\$ 2,700.00	\$ 2,700.00	\$ -	\$ 2,700.00	\$ -	\$ 2,700.00	0.00%	0.00%	0.00%	3.02%
Financial Administration	\$ 262,074.00	\$ 262,074.00	\$ 13,554.38	\$ 248,519.62	\$ 512.30	\$ 248,007.32	5.37%	5.77%	5.44%	5.78%
Auditing	\$ 45,000.00	\$ 45,000.00	\$ -	\$ 45,000.00	\$ -	\$ 45,000.00	0.00%	0.00%	0.00%	0.00%
Assessor	\$ 164,721.00	\$ 164,721.00	\$ 9,457.24	\$ 155,263.76	\$ 985.00	\$ 154,278.76	6.34%	6.91%	3.98%	5.41%
Tax Collector	\$ 96,534.00	\$ 96,534.00	\$ 8,066.08	\$ 88,467.92	\$ -	\$ 88,467.92	8.36%	7.13%	7.13%	7.98%
Fringe Benefits	\$ 1,051,480.00	\$ 1,051,480.00	\$ 88,557.07	\$ 962,922.93	\$ -	\$ 962,922.93	8.42%	7.93%	5.42%	7.17%
Town Clerk	\$ 146,209.00	\$ 146,209.00	\$ 8,089.41	\$ 138,119.59	\$ 8,184.00	\$ 129,935.59	11.13%	12.10%	11.20%	6.33%
Land Use	\$ 382,844.00	\$ 382,844.00	\$ 14,497.81	\$ 368,346.19	\$ 38,995.52	\$ 329,350.67	13.97%	13.78%	13.15%	4.04%
Planning & Zoning	\$ 4,000.00	\$ 4,000.00	\$ 75.00	\$ 3,925.00	\$ -	\$ 3,925.00	1.88%	2.38%	2.05%	0.00%
Zoning Board of Appeals	\$ 1,650.00	\$ 1,650.00	\$ -	\$ 1,650.00	\$ -	\$ 1,650.00	0.00%	4.55%	0.00%	0.00%
Property Insurance	\$ 159,450.00	\$ 159,450.00	\$ 32,082.50	\$ 127,367.50	\$ -	\$ 127,367.50	20.12%	13.65%	5.56%	20.29%
Probate	\$ 7,476.00	\$ 7,476.00	\$ -	\$ 7,476.00	\$ -	\$ 7,476.00	0.00%	0.00%	0.00%	0.00%
Inlands/Wetlands	\$ 2,235.00	\$ 2,235.00	\$ -	\$ 2,235.00	\$ -	\$ 2,235.00	0.00%	0.00%	0.00%	0.00%
Economic Development	\$ 5,000.00	\$ 5,000.00	\$ -	\$ 5,000.00	\$ -	\$ 5,000.00	0.00%	0.00%	0.00%	0.00%
Elections	\$ 138,878.00	\$ 138,878.00	\$ 566.56	\$ 138,311.44	\$ 1,103.94	\$ 137,207.50	1.20%	1.82%	8.36%	7.56%
Police	\$ 301,300.00	\$ 301,300.00	\$ -	\$ 301,300.00	\$ -	\$ 301,300.00	0.00%	0.00%	0.00%	0.00%
Fire Commission	\$ 287,514.00	\$ 287,514.00	\$ 3,303.63	\$ 284,210.37	\$ 100,777.00	\$ 183,433.37	36.20%	32.23%	9.81%	1.21%
Animal Control	\$ 10,000.00	\$ 10,000.00	\$ -	\$ 10,000.00	\$ -	\$ 10,000.00	0.00%	100.00%	0.00%	0.00%
Fire Marshal	\$ 29,900.00	\$ 29,900.00	\$ 391.00	\$ 29,509.00	\$ -	\$ 29,509.00	1.31%	35.00%	0.41%	0.00%
Emergency Management	\$ 11,165.00	\$ 11,165.00	\$ 204.60	\$ 10,960.40	\$ -	\$ 10,960.40	1.83%	1.75%	8.28%	5.81%
Highways and Streets	\$ 1,073,967.00	\$ 1,073,967.00	\$ 11,226.98	\$ 1,062,740.02	\$ 8,766.42	\$ 1,053,973.60	1.86%	2.82%	3.70%	10.97%
Parks/Town Building Ops	\$ 826,308.00	\$ 826,308.00	\$ 33,411.81	\$ 792,896.19	\$ 7,811.49	\$ 785,084.70	4.99%	6.75%	4.90%	4.18%
Public Health Admin	\$ 28,409.00	\$ 28,409.00	\$ 7,175.49	\$ 21,233.51	\$ -	\$ 21,233.51	25.26%	24.65%	0.00%	0.00%
Veterans' Commission	\$ 600.00	\$ 600.00	\$ -	\$ 600.00	\$ -	\$ 600.00	0.00%	0.00%	0.00%	0.00%
Seniors / Social Services	\$ 184,642.00	\$ 184,642.00	\$ 9,174.56	\$ 175,467.44	\$ 9,400.00	\$ 166,067.44	10.06%	10.20%	6.03%	4.43%
Library	\$ 313,067.00	\$ 313,067.00	\$ 12,517.15	\$ 300,549.85	\$ -	\$ 300,549.85	4.00%	18.49%	14.47%	12.30%
Recreation	\$ 6,000.00	\$ 6,000.00	\$ -	\$ 6,000.00	\$ -	\$ 6,000.00	0.00%	0.00%	0.00%	0.00%
Conservation	\$ 2,305.00	\$ 2,305.00	\$ 100.00	\$ 2,205.00	\$ -	\$ 2,205.00	4.34%	4.75%	3.06%	4.82%
Waste Collection	\$ 727,830.00	\$ 727,830.00	\$ 33,840.72	\$ 693,989.28	\$ -	\$ 693,989.28	4.65%	5.73%	5.94%	5.58%
<b>Totals</b>	<b>\$ 7,027,758.00</b>	<b>\$ 7,027,758.00</b>	<b>\$ 322,022.84</b>	<b>\$ 6,705,735.16</b>	<b>\$ 176,535.67</b>	<b>\$ 6,529,199.49</b>	<b>7.09%</b>	<b>10.81%</b>	<b>4.31%</b>	<b>4.92%</b>

FY2025