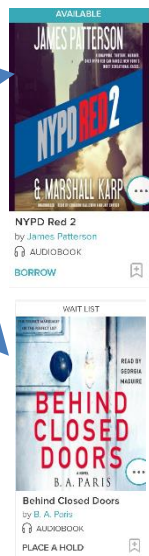


To find available titles:

Titles that are available to check out right away will be labeled “Available,” and will have the option to “Borrow.”

Titles that are not available to check out right now will be labeled “Wait List,” and will have the option to “Place a hold.”

To limit your search results to only available titles, tap in the search box and then tap “Advanced.” Under “Availability,” choose “Available now.”

FAQsWhy borrow downloadable audiobooks from your library?

- Listen to popular titles on your device for free!
- Access your library’s digital branch anytime, anywhere.
- No late fees!

How long can I borrow an audiobook?

14 days. This can be extended to 21 days by changing the settings in your account.

Can I renew audiobooks?

Some audiobooks can be renewed if another user if the copy is not needed to fill a hold.

How many downloadable audiobooks can I check out at once?

You can check out a combination of up to 5 ebooks and downloadable audiobooks on one account.

Can I return audiobooks early?

Some titles can be returned early through the OverDrive app.

Where is my audiobook saved on my device?

Your audiobook will be saved to your bookshelf in the OverDrive app.

How many books can I place on hold?

You can place up to 10 holds at once.

What do I do when I receive notification that the book I have on hold is available?

If “Automatically borrow this title when it becomes available,” was checked off when you placed the hold, the item will be automatically checked out to you. Click on the link in the email and log into your account. The item will appear under “Check Outs” in your account. Click “Download” to transfer it to the app.

If “Automatically borrow this title when it becomes available,” was unchecked, log into your account and go to “Holds” after you receive the notification. You will be able to check out the book from here. You have 3 days from the time you receive the email to check out your book.

## Get free downloadable audiobooks on your iPad, iPhone, or iPod Touch



Look inside to see how!

### Bentley Memorial Library

206 Bolton Center Road  
Bolton, CT 06043  
860-646-7349

Bentley@biblio.org  
[town.boltonct.org/library](http://town.boltonct.org/library)

Brought to you by:



Powered by:

**OverDrive**

[Type text]

1. Install the app from the App Store.

Search for “overdrive” in the App Store. Download and install the OverDrive app.

2. Authorize your device:

The first time you open the app, you will see the following message:

“Sign up for an OverDrive account to enjoy eBooks, audiobooks, movies and more from your library.”


Tap “Sign up”

Either tap “Sign up with Facebook, or Enter your name, email address, and a password, and then “Sign up” to create your OverDrive account.

3. Choose your library:

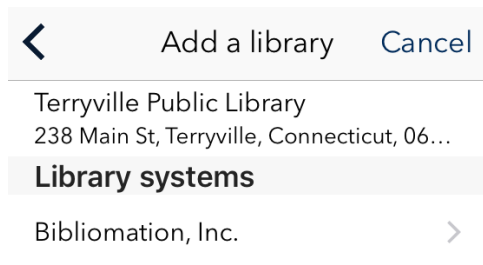
Tap “Add a Library.”

Enter your library’s name, your town’s name, or your postal code. Then tap “Search.”



When you find your library, tap on its name.

Tap “Bibliomation Downloadable eMedia Catalog.” This will open the OverDrive catalog and save it in your app so you can access it later.



4. Sign in:



Click “Sign In” to access your account.

Begin typing your library’s name. Choose it from the list when it appears. Then, type in your library card number.


5. Find an audiobook to check out:

You can browse the collection by choosing a category from the home page, or by clicking “Search” and entering a title, author, or keyword.

6. Check out your audiobook:

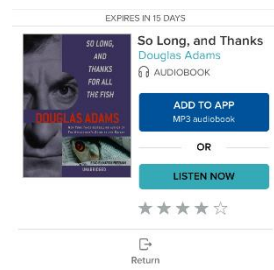
Click “Borrow” to check the book out.

If all copies of the title are checked out to another user, you will see a “Place a Hold” button instead. Click here and enter your email address to be notified when the book is available.



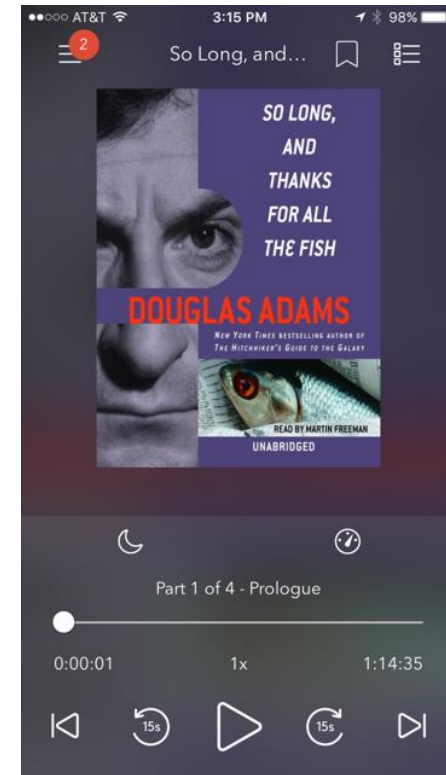
7. Download your audiobook:

Once the book is checked out to you, it will appear under “Checkouts” in your account. Click the “Download” button. All parts of the audiobook will download. This may take a few moments. The number of parts will vary based on the length of the book. Each part is about an hour in length.



Listening to an audiobook:

When at least the first part of the book has finished downloading, tap the cover to the book to begin listening.



The icons at the top of the player allow you to add a book mark and view the book menu. The icons just below the book cover allow you to adjust the sleep time and playback speed. The icons at the very bottom allow you to play, pause, and skip backward or forward

I need more help! What do I do?

Click “Help” on Bibliomation’s OverDrive site, or go to <http://help.overdrive.com>. To contact a Bibliomation staff member for help, go to <http://biblio.org/overdrive-support-submission-form/>.