





Guia de Agricultura Urbana em Revere





O objetivo deste guia é fornecer orientação geral e informações sobre leis, regulamentações e permissões oficiais necessárias para a agricultura urbana na cidade de Revere, MA.

A agricultura urbana em Revere é regulamentada pela Portaria de Zoneamento de Agricultura Urbana de Revere e pelos Regulamentos do Conselho de Saúde de Revere. Os residentes também devem seguir as regulamentações estaduais e federais quando aplicáveis.

Para obter a Portaria de Zoneamento de Agricultura Urbana de Revere completa, acesse:

https://drive.google.com/file/d/1oPVedww6Jz_Pk_75Verc5Wnb8VxdYIBL/view?usp=sharing

Os regulamentos completos do Conselho de Saúde de Revere e o requerimento para apicultura e criação de galinhas podem ser encontrados no Citizen Serve. Consulte as orientações sobre como usar o Citizen Serve no Apêndice.

Um agradecimento especial à cidade de Somerville por inspirar este guia e compartilhar parte do conteúdo do ABC da agricultura urbana.

Preparado pelo Departamento de Saúde Pública da cidade de Revere e pela MGH Revere CARES coalition.

Cidade de Revere 2023

Você é livre para compartilhar este trabalho, mas deve referi-lo à Cidade de Revere, MA.



AGRICULTURA URBANA

Agricultura urbana é um termo genérico que descreve uma série de práticas de cultivo de alimentos que podem incluir a criação de galinhas e/ou abelhas, mas não inclui outros animais.

A Portaria de Agricultura Urbana de Revere estabelece regras e regulamentos para agricultura urbana, fazendas residenciais de uso acessório, hortas comunitárias, fazendas e agricultura em propriedades municipais.



Do Decreto de Agricultura Urbana de Revere:

"A cidade de Revere tem o compromisso de aumentar o acesso a alimentos frescos, cultivados localmente e saudáveis para todos os residentes. Como líderes nacionais em práticas governamentais inovadoras, a Revere on the Move e seus parceiros locais estabeleceram uma ampla e crescente variedade de programas e recursos para o acesso a alimentos frescos. As políticas estaduais e nacionais também estão incentivando os jardineiros domésticos a produzir seus próprios alimentos. Há interesse local em mais hortas comunitárias, fazendas comunitárias e pequenas fazendas comerciais. O cultivo de alimentos locais elimina tanto a necessidade de combustíveis fósseis para o transporte de alimentos quanto o uso de produtos químicos destrutivos que fazem parte das operações de produção de alimentos em larga escala. A agricultura urbana em escala residencial oferece um complemento valioso para o orçamento alimentar de uma família e proporciona uma oportunidade inestimável para as crianças aprenderem sobre nutrição e sobre a origem dos alimentos." (O)

(O): Norma da agricultura urbana de Revere.

MANUTENÇÃO DE ABELHAS



Você sabia?

- ❖ A agricultura depende da abelha para a polinização.
- ❖ As abelhas melíferas são responsáveis por 80% de toda a polinização feita por insetos.
- ❖ As abelhas precisam de um suprimento constante de água fresca.
- ❖ A criação de abelhas é um compromisso que dura o ano todo.
- ❖ Uma nova colônia de abelhas precisa de tempo para construir uma colmeia e um favo de mel. Talvez você não tenha mel no primeiro ano.
- ❖ As "jaquetas amarelas" não são abelhas. As abelhas melíferas são abelhas operárias e geralmente não picam. As abelhas melíferas são frequentemente culpadas por todo o mau comportamento atribuído às "abelhas" em geral.
- ❖ Você não pode "devolver" suas abelhas para o Controle de Animais de Revere.

Leis Estaduais

Há leis de Massachusetts que regem a criação de abelhas (*Apis mellifera*). Elas podem ser encontradas em 330.CMR8.00 Capítulo 128, Seção 30-36a, 38 Regulamentação de Apiários.

Todas as colônias de abelhas devem ser registradas no Departamento de Agricultura de Massachusetts.






MANUTENÇÃO DE ABELHAS

Você deve ter uma licença do Conselho da Saúde de Revere para manter abelhas na cidade de Revere. A seguir, alguns destaques dos regulamentos do Conselho da Saúde de Revere. Não deixe de ler e se familiarizar com os regulamentos completos de apicultura de Revere encontrados no apêndice. Um guia sobre como encontrar os formulários de apicultura no Citizen Serve também se encontra no apêndice. Consulte a seção Recursos deste guia para obter links adicionais que o ajudarão a começar.

Destaques dos regulamentos de criação de abelhas

- Qualquer pessoa que solicitar uma licença para criar abelhas em Revere deverá demonstrar que concluiu um curso de treinamento de apicultor em um clube ou associação de apicultores da região.
- Não são permitidas mais de duas (2) colmeias em um lote.
- As colmeias devem estar em uma propriedade ocupada pelo proprietário ou em uma propriedade de aluguel para uma única família com a permissão do proprietário.
- Um apiário deve estar localizado a pelo menos cinco (5) pés de qualquer linha de propriedade ou pode estar mais próximo da linha de propriedade se houver uma cerca ou parede sólida separando o apiário de uma propriedade adjacente.
- A taxa de solicitação de licença será de US\$ 50 e deverá ser paga no momento em que o solicitante enviar a solicitação ao BOH. Há uma taxa de US\$ 25 para renovação anual sem modificações no plano ou no detentor.
- Todas as colmeias devem ser marcadas com o nome e as informações de contato do apicultor.
- O Conselho da Saúde aceitará novas solicitações até o dia 1º de março de cada ano.
- O apicultor precisa redigir uma declaração que deverá incluir: Uma garantia de não abandonar nenhuma colmeia, inclusive, entre outros, no caso do lote onde a colmeia está localizada ser vendido ou de o apicultor não ter mais o direito de usar o lote; um plano para transferir a propriedade de todos os apiários licenciados para outro apicultor ou santuário, se necessário.

GALINHAS



Você sabia?

- ❖ A criação de galinhas fornece ovos frescos, uma ótima maneira de se conectar à sua fonte de alimento e entretenimento.
- ❖ Uma galinha saudável pode botar um ovo por dia, dependendo da estação do ano e da galinha.
- ❖ A criação de galinhas requer alimentação e manutenção diárias.
- ❖ As galinhas só põem ovos por aproximadamente 5 anos, mas podem viver até 10 anos.
- ❖ Se você encomendar pintinhos on-line, é difícil ter certeza de que todos eles são galinhas e não galos.
- ❖ As galinhas começam a botar ovos quando têm cerca de 4 a 6 meses de idade.
- ❖ Os galos não são permitidos em Revere.
- ❖ Você não pode "devolver" suas galinhas, pintinhos ou galos ao Controle de Animais de Revere.

Antes de criar galinhas em Revere, os residentes devem primeiro solicitar uma licença ao Conselho de Saúde. A seguir, os destaques dos regulamentos do Conselho de Saúde de Revere. Não deixe de se familiarizar com todos os regulamentos que se encontram no apêndice. Um guia sobre como encontrar os formulários de criação de galinhas no Citizen Serve também se encontra no apêndice. Consulte a seção Recursos deste guia para obter links adicionais que o ajudarão a começar.



GALINHAS

Destaques dos regulamentos para criação de galinhas

- ❖ Não são permitidos galos na cidade
- ❖ As pessoas que criam galinhas não devem fazê-lo de maneira que possa incomodar ou resultar à falta de higiene.
- ❖ O galinheiro deve ter uma superfície mínima de piso interno de pelo menos 2 (dois) pés quadrados por galinha.
- ❖ É necessário ter uma área de corrida com uma área mínima de superfície de solo de pelo menos 10 (dez) pés quadrados por galinha.
- ❖ Toda a estrutura (galinheiro e recinto) deve ter menos de 120 pés quadrados e deve estar em conformidade com todos os códigos de construção estaduais e locais (incluindo licenças elétricas e de encanamento, se necessário).
- ❖ De acordo com a R.R.O. 17.16.260(F)(1), a estrutura do galinheiro e da área de manejo deve estar localizada a pelo menos dois (2) pés da linha traseira da propriedade e cinco (5) pés da linha lateral da propriedade e seguir todos os requisitos municipais de construção e recuo.
- ❖ A estrutura do galinheiro não é permitida em pátios frontais ou laterais.
- ❖ A cama e os resíduos de galinha devem ser descartados de acordo com as normas municipais de resíduos existentes (R.R.O 8.06.020) ou compostados no local de forma responsável, em um recipiente de compostagem apropriado.
- ❖ Os odores de galinhas, esterco ou outras substâncias relacionadas a galinhas não devem ser perceptíveis nos limites da propriedade.
- ❖ Qualquer pessoa que crie galinhas deve sempre fazê-lo de maneira humanitária, incluindo, entre outros, acesso a alimentos frescos e água, proteção contra predadores, ameaças e danos, e proteção contra intempéries, conforme necessário. O galinheiro e a área de criação devem ser mantidos limpos e bem conservados.
- ❖ Devem ser tomadas as medidas necessárias para evitar o acúmulo de pragas e populações de roedores devido à presença de galinhas na propriedade.

GALINHAS

Destaques dos regulamentos para criação de galinhas

A ração das galinhas deve ser armazenada em recipientes à prova de pragas e/ou mantida dentro do galinheiro à prova de pragas e da estrutura de criação o tempo todo.

A taxa de solicitação da licença será de US\$ 50,00 (cinquenta dólares) e deverá ser paga no momento em que o solicitante enviar a solicitação de licença ao BOH. A taxa de solicitação para a renovação da licença será de US\$ 25,00 (vinte e cinco dólares) e deverá ser paga no momento em que o solicitante enviar a solicitação ao BOH.

Recomenda-se o uso de telas de 12 polegadas em toda a estrutura do galinheiro e dos corredores para a prevenção de pragas e predadores. Enterre a tela de proteção ao redor de todo o perímetro da estrutura para evitar ainda mais as pragas.

Ao fazer a compostagem de cama e esterco, planeje com antecedência. Muitas vezes, o volume desses materiais será muito grande para uma caixa de compostagem urbana típica. Familiarize-se com os fornecedores de compostagem urbana da região. Familiarize-se com os métodos apropriados de compostagem.

Se você for um inquilino, precisará de permissão por escrito do proprietário do imóvel.

Todas as licenças para criação de galinhas podem ser renovadas anualmente. A pessoa que desejar renovar uma licença deverá apresentar um pedido de renovação ao BOH até o dia 1º de março de cada ano. O requerente deverá solicitar a renovação em um formulário fornecido pelo BOH. A falta de solicitação resultará no cancelamento da licença.

Familiarize-se com as melhores práticas e métodos para a criação de galinhas no quintal. Como as galinhas são criaturas sociais, não é recomendável que você crie apenas uma. Antes de comprar galinhas, pense onde e como você as manterá, inclusive o que fazer quando elas pararem de botar ovos, morrerem ou se você pegar um galo por engano, etc. Os resíduos das galinhas são um excelente fertilizante para o jardim, mas devem ser compostados primeiro.



CULTIVO DE ALIMENTOS PARA CONSUMO PESSOAL

Quintal

"Um uso complementar em um lote residencial para cultivar plantas para consumo, embelezamento ou recreação para uso pessoal. O jardim pode ser ao ar livre, em uma estufa ou no telhado de uma propriedade. A propriedade, o cuidado e o controle são de responsabilidade do morador. As vendas são proibidas, exceto no Mercado dos Fazendeiros." (O)



Jardinagem em canteiros elevados

Considere a possibilidade de testar seu solo antes de plantar diretamente no local. Muitas cidades e vilas descobriram que seu solo foi contaminado por uma variedade de contaminantes diferentes: chumbo de tintas, arsênico de madeira tratada sob pressão e outros resíduos industriais. Alguns vegetais podem absorver metais do solo contaminado. Um canteiro elevado oferece uma oportunidade de trazer solo novo que não foi exposto a contaminantes para criar sua horta. A jardinagem com canteiros elevados oferece um espaço para um solo novo e rico em nutrientes que permite o cultivo de frutas e legumes em seu quintal ou espaço de horta comunitária.

Benefícios dos Canteiros Elevados

- Excelente drenagem porque a mistura do solo não foi compactada.
- O jardim pode ser cuidado a partir das bordas, facilitando o acesso e sem a necessidade de pisar e comprimir o solo.
- A mistura do solo será solta e fértil, ideal para o cultivo de vegetais, frutas e ervas.
- O solo se aquece mais rapidamente na primavera, o que permite o plantio mais cedo.
- O solo solto facilita o plantio, o transplante e a remoção de ervas daninhas. As plantas gostam de solo solto porque isso lhes dá bastante espaço para o crescimento das raízes.
- Poucas ferramentas de jardinagem são necessárias para plantar e cuidar de seu jardim.



Consulte a seção 'Recursos' para acessar os guias completos de jardinagem em canteiros elevados

JARDINS COMUNITÁRIOS

"Terreno cultivado por um grupo de indivíduos que compartilham a responsabilidade pelo local, seja de forma independente ou sob os cuidados da cidade de Revere ou de uma organização sem fins lucrativos, com o objetivo principal de oferecer espaço para que os membros da comunidade cultivem plantas para embelezamento, educação e recreação para uso pessoal. A venda, o processamento e o armazenamento de plantas ou produtos vegetais são proibidos no local, exceto no mercado dos fazendeiros. Em todas as zonas, as hortas comunitárias em todos os terrenos públicos e privados estão sujeitas à conformidade com todas as disposições aplicáveis das regras de jardinagem estabelecidas pela Prefeitura de Revere e adaptadas por cada espaço de horta comunitária e sua equipe de liderança." (O)



Revere High School Community Garden

Atualmente, a cidade de Revere tem quatro hortas comunitárias para uso dos moradores.

Jardim Corey Abrams na Beachmont
133 Broadsound Ave

Jardim Gibson
Localizado no bairro Riverside e Point of Pines, em
Revere.

Escola McKinley
65 Yeamans St

Escola de Ensino Médio de Revere
Localizada na esquina da
East Mountain Ave e School Street.

Para obter mais informações sobre as hortas comunitárias, as regras e para acessar o formulário da lista de espera, visite:

<https://www.revere.org/departments/community-health-and-engagement/community-gardens>



Gibson Community Garden



COMPOSTAGEM



"Compostagem: significa um processo de biodegradação acelerada e estabilização de material orgânico sob condições controladas, gerando um produto que pode ser usado com segurança como fertilização." (O)

Atualmente, a cidade de Revere não oferece uma lixeira de compostagem separada durante a coleta de lixo. Os moradores são incentivados a considerar serviços como o Bootstrap Compost. Se os residentes desejarem fazer compostagem, recomenda-se que usem um recipiente de compostagem seguro que impeça a entrada de roedores.



Mantendo os roedores fora da composição

Para evitar a entrada de roedores, a Prefeitura recomenda que você compre um compostor fechado do tipo "tumbler" ou implemente as dicas a seguir:

- Instale uma tela metálica no chão (disponível em lojas de ferragens) e coloque a composteira sobre ela. Isso evita que os animais se entrem embaixo e dentro da composteira.
- Coloque sua composteira a pelo menos 18" de distância de todas as estruturas e mantenha a vegetação alta aparada ou cortada.
- Mantenha as portas/tampas fechadas o tempo todo.
- Faça a compostagem corretamente alternando camadas de materiais orgânicos (verdes) e materiais secos – folhas, galhos, jornal etc. (marrons) E mexendo o composto (consulte a seção Recursos deste guia). Você pode fazer a compostagem de TODOS os resíduos do jardim, inclusive frutas e legumes caídos ou apodrecidos, plantas e galhos secos, etc.
- NÃO COMPOSTE nada com gordura ou odor, incluindo carne, laticínios, pão, manteiga, óleos ou alimentos preparados. Todas as operações de compostagem em larga escala ou comerciais devem seguir as leis locais, estaduais e federais.



ÁGUA DA CHUVA

Os benefícios de usar um barril de chuva

- ❖ Reduzir o escoamento e a erosão em sua propriedade.
- ❖ Fornecer uma fonte alternativa de água para as plantas de decoração.
- ❖ Reduzir o uso de água municipal para regar as plantas, o que pode reduzir sua conta de água.
- ❖ A água da chuva é ligeiramente ácida e pode conter minerais que beneficiam as plantas.

A água do barril de chuva é segura para uso em frutas, ervas e vegetais?



A água coletada em um barril não é considerada uma fonte de água potável, o que significa que não é potável e não foi testada para atender aos padrões de qualidade microbiana da água para proteger a saúde pública. Como a água de um barril de chuva não é potável, ela **NÃO** deve tocar a parte comestível de nenhuma planta, como verduras, frutas, raízes, ervas e flores comestíveis. As fontes de água municipais e de poços são testadas para garantir que não contenham níveis detectáveis de patógenos nocivos, como E. coli e outros patógenos fecais que podem causar doenças se ingeridos. A água de um barril de chuva pode ter contaminação fecal dos telhados ou do local de onde foi coletada. Os materiais do telhado também podem conter metais pesados e contaminantes químicos que podem ser perigosos para a ingestão.

Certifique-se de ter um filtro para evitar que os mosquitos ponham ovos na água parada!

SEGURANÇA DO SOLO

O contaminante mais comum no solo urbano é o chumbo (Pb). Ele foi depositado no solo devido a anos de poluição industrial, chumbo na gasolina e tinta com chumbo descascada. As crianças pequenas são as mais vulneráveis quando se trata de chumbo, pois seu cérebro ainda está em desenvolvimento. As crianças podem ser prejudicadas pelo chumbo no solo se comerem frutas e vegetais cultivados em solo com altos níveis de chumbo. Se você for cultivar diretamente no solo em vez de fornecer solo limpo em um canteiro elevado, considere a possibilidade de testar o solo.

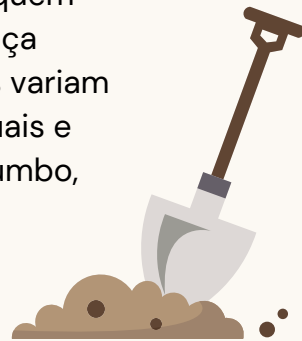
Os Serviços de Extensão da UMASS Amherst oferecem um "Teste de rotina do solo" acessível que inclui chumbo. Para saber mais, acesse:

http://www.umass.edu/soiltest/list_of_services.htm

A EPA dos EUA também recomenda que os solos usados para jardinagem fiquem abaixo de 100 ppm de chumbo total. Em Massachusetts, o limite de segurança regulatório é de 200 ppm de chumbo total. As exigências e recomendações variam de acordo com o estado, e os consumidores devem buscar informações atuais e locais, conforme apropriado. Para reduzir o risco de envenenamento por chumbo, recomenda-se o seguinte:

Boas práticas de jardinagem para reduzir a exposição ao chumbo

1. Posicione as hortas longe de estruturas antigas pintadas e de estradas muito movimentadas.
2. Dê preferência ao plantio de plantas frutíferas (tomate, abóbora, ervilha, girassol, milho etc.).
3. Incorpore materiais orgânicos, como composto de alta qualidade, húmus e musgo de turfa.
4. Aplique cal no solo conforme recomendado pelo teste do solo (um pH do solo de 6,5 a 7,0 minimizará a presença de chumbo).
5. Lave as mãos imediatamente após a jardinagem e antes de comer.
6. Descarte as folhas externas antes de comer vegetais folhosos. Descasque as raízes. Lave bem todos os produtos.
7. Proteja o jardim das partículas transportadas pelo ar usando uma cerca.
8. A poeira fina tem a maior concentração de chumbo.
9. Reduza ao mínimo a poeira na horta mantendo a superfície do solo bem coberta de palha, com vegetação e/ou úmida.



REQUISITOS PARA A VENDA DE PRODUTOS AGRÍCOLAS



Para vender produtos agrícolas, como hortaliças, ovos e mel, é necessário solicitar uma Licença Temporária de Serviço de Alimentação do Departamento de Serviços de Inspeção. As vendas só serão permitidas no Mercado dos Fazendeiros.

O que Você Pode Vender

A interpretação de produtos agrícolas do Programa de Proteção Alimentar (FPP) do Departamento de Saúde Pública de Massachusetts inclui atualmente:

1. Produtos frescos (frutas e vegetais frescos não cortados), consulte os requisitos de teste de solo abaixo.
2. Mel não processado (mel cru, conforme definido pelo National Honey Board: Mel como existe na colmeia ou como é obtido por extração, decantação ou filtração sem adição de calor.)
3. Xarope
4. Ovos frescos da fazenda (devem ser armazenados e mantidos a 45°F (7,2°C).*

Consulte MANUSEIO SEGURO DE OVOS PARA PRODUTORES DE OVOS DE QUINTAL em recursos.

Para a venda de TODOS os outros produtos alimentícios, você precisa de uma licença como uma operação de varejo de alimentos.

Onde e Como Você Pode Vender

Estande agrícola: Uma estrutura temporária, como uma mesa, barraca ou tenda, para a exibição e venda de produtos limpos, inteiros e não processados, ovos ou mel, cultivados no local." (O)

(15) A venda no local de produtos desses usuários é permitida, sujeita às seguintes disposições:

1. A venda de produtos será permitida entre as 9:00 e as 18:00 horas, entre 1º de maio e 31 de outubro de cada ano;
2. A venda de produtos não será permitida mais do que (3) dias por semana e não mais do que (25) dias por ano;
3. As áreas de exibição de vendas no varejo não devem exceder 50 (cinquenta) pés quadrados;
4. É permitida uma barraca de venda de produtos agrícolas por lote; no entanto, NENHUM expositor ou estrutura de vendas deve estar localizado em uma calçada pública, rua ou bloquear o fluxo de veículos e pedestres;
5. O mostruário de vendas, a estrutura e a sinalização devem ser armazenados fora do local quando não estiverem em uso;
6. A sinalização deve ser limitada a um (1) letreiro e não deve exceder seis (6) pés quadrados; e
7. O comprovante de teste anual do solo deve ser exibido durante todas as vendas de produtos. (O)

Leia as Recomendações sobre Segurança do Solo neste guia.

RECURSOS

Abelhas

Associação de Apicultores de Massachusetts: Encontre links para escolas de abelhas, melhores manejos, práticas, etc.

www.massbee.org

Associação de Apicultores da Região de Boston: Escola local de abelhas

www.bostonbeekeepers.org

Regulamentações estaduais de Massachusetts: Requisitos do Estado, Registro do Estado

www.mass.gov/apiary-program-honey-bees

Se você vir um enxame:

www.bostonbeekeepers.org/swarm-catching/

Galinhas

Galinhas de quintal: Recurso Educacional

<http://www.yarbirdsbackyardchickens.com>

Ovos

Manuseio seguro de ovos para produtores de ovos em quintais

<https://www.mass.gov/doc/safe-egg-handling-for-backyard-egg-producers/download>

Compostagem

Bootstrap Compost

<https://bootstrapcompost.com/>

LINK PARA FORMULÁRIOS DE INSCRIÇÃO SOBRE ABELHAS E GALINHAS

<https://www5.citizenserve.com/Portal/PortalController?>

Action=showHomePage&ctzPagePrefix=Portal_&installationID=258&original_iid=0&original_contactID=0

RECURSOS

Água da Chuva

Barris de chuva no paisagismo doméstico

<https://extension.umn.edu/water-wisely-start-your-own-backyard/rain-barrels#how-to-clean-and-care-for-a-rain-barrel-2188711>

Teste e Segurança do Solo

A UMASS Amherst oferece um "Teste de rotina do solo" acessível que inclui chumbo:

http://www.umass.edu/soiltest/list_of_services.html

Proteção de crianças contra altos níveis de chumbo no solo

<https://www.mass.gov/doc/protecting-children-from-high-levels-of-lead-in-soil/download>

Departamento de Proteção Ambiental, Contaminação de chumbo em seu quintal:

<https://www.mass.gov/doc/lead-contamination-in-your-yard-reducing-the-risks/download>

Como Construir um Canteiro Elevado

Manual de construção de canteiros elevados "faça você mesmo"

<https://thefoodproject.org/wp-content/uploads/2019/06/DIY-bag-manual.pdf>

Guias de jardinagem de Revere - Método do pé quadrado

Os guias de jardinagem de Revere estão disponíveis em inglês, espanhol, português e árabe e abrange noções básicas de jardinagem, bem como o método do pé quadrado para maximizar o espaço de um canteiro elevado.

<https://bit.ly/3MF4eKE>

APÊNDICE

1. Guia para preencher o formulário de inscrição para apicultura e criação de galinhas
2. Preenchimento do formulário de inscrição para apicultura da cidade de Revere
3. Regulamento completo de criação de galinhas da cidade de Revere

Etapa 2: Clique em Beekeeper (Apicultor)



Site Plan Review



Bee Keeper



Body Art



Chicken



Dumpster



Food & Tobacco



Mobile Food

Etapa 3 : Crie uma conta



CITY OF
REVERE



LOGIN

[Home](#) [Services](#) [Search](#) [My Account](#) [Contact](#)

LOGIN

[Home](#) / [My Account](#) / [Login](#)

Translate:  Select Language ▼

Already have an account?

User Name:

Password:

Remember my username and password

[FORGOT YOUR USERNAME →](#)

[FORGOT YOUR PASSWORD →](#)

LOGIN

New to our Portal?

If this is your first time using our portal you'll need to register first. Registering is quick, click the link below to get started.

[REGISTER NOW →](#)

Etapa 4: Clique em Apply for Beekeeping License (Solicitar licença para apicultura)



CITY OF
REVERE

1 ITEM LOGOUT

Home Services Search My Account Contact

APPLY FOR A LICENSE

Home / Services / Licensing / Apply for a License

Health Licensing for Food and Tobacco Establishments and Dumpsters is now live in the Health Department. For all renewals due May 31, 2019, you should have received a renewal notice from the Health Department, with your login and temporary password. If you are attempting to renew and do not have a login or password, email revere311@revere.org, or call 781-286-8311.

Incomplete Health License Applications cannot be saved. We recommend that you hold off on filling out the Application Details until you have all the documentation available for upload. We apologize for this, however it is a matter that we are unable to control.

These are the documents you will need to have available electronically (scan or photo) for upload to successfully submit this application, including (for Food establishments):

- ServSafe Certificate
- Allergen Certificate
- Menu
- Workers' Comp Affidavit (also for Tobacco establishments, not necessary for Farmers market licenses)
- Hawkers and Peddler's License (for Mobile Food Vendors)
- DCR Permit (for Mobile Food Vendors)
- Commissary Agreement (for Mobile Food Vendors)

Application Type: indicates a required field

Sub Type:

COMPLETE BEEKEEPING REGULATIONS

REVERE BOARD OF HEALTH REGULATION FOR THE KEEPING OF BEES

WHEREAS, honey bees are a critical part of flowering plant pollination and reproduction, and a necessary element in pollination of crops that make up a healthy food supply; and

WHEREAS, the Revere Board of Health seeks to promote the creation of urban agriculture initiatives to support local access to healthy food; and

WHEREAS, keeping domestic honey bees is a means of promoting local honey production and local food access and security; and

WHEREAS, keeping domestic honey bees fosters bee populations outside of the commercial beekeeping industry; and

WHEREAS, the Board of Health for the city of Revere promulgates the following regulation to protect the health of Revere residents, workers, students, and visitors.

.....

Section 1. Purpose

The purpose of this regulation is to protect the public health of Revere residents, workers, students, and visitors while promoting healthy and safe local food access through regulation of the keeping of honey bees.

Section 2. Authority

This regulation is adopted under the authority of M.G.L. ch. 111, §§ 31 and 122, and pursuant to any other authority conferred by state or local laws on the Revere Board of Health. Pursuant to this authority, the Board of Health designates the City of Revere's Department of Public Health and Department of Municipal Inspections (a/k/a Inspectional Services Department) and its Inspectors to carry out its role in the administration and enforcement of this regulation.

Section 3. Definitions

Abandoned Beehive: Shall mean any unattended, occupied, or unoccupied Beehive exposed to occupancy by Bee Swarms.

Abutters: Shall mean owners of land directly adjacent to the property where Beekeeping is proposed as well as any property which is directly opposite of such property on any public or private street or way, and abutters to the abutters within three hundred feet of the property line of the petition as they appear on the most recent applicable tax list.

Apiary: Shall mean a location or structure on a lot containing one or more Beehives and associated bee equipment.

Bee: Shall mean any life stage of the common domestic honey bee, *Apis mellifera*.

Bee Colony: Shall mean an aggregate of workers bees, drones, a single queen, and brood living together as one social unit.

Beehive: Shall mean a structure intended for the housing of one bee colony.

Beehive Flyway: Shall mean the direction in which bees fly when exiting a hive.

Beehive Flyway Barrier: Shall mean a solid wall, fence, or other barrier provided for the purpose of causing bees to fly on an upward trajectory or in an opposing direction from the beehive.

Beekeeper: Shall mean any person responsible for the keeping of bees.

Beekeeping: Shall mean the housing of one or more bee colonies on a lot for the purpose of collecting products including honey, beeswax, propolis, pollen, and royal jell, and/or to support the ecological benefits of pollination.

BOH: Shall mean the city of Revere Board of Health.

Flight Area: Shall mean a three (3) foot radius surrounding the entrance to a beehive. This are surrounding the beehive entrance is the site of heightened bee movement as bees enter and exit the beehive.

Honey: Shall mean the natural food product made by bees from nectar collected from a flower's nectarines or a plant's extrafloral nectarines.

Pests: Shall refer to rodents, vermin, and insects, including vectors that transmit diseases to humans, such as flies and mosquitoes.

Property Owner: Shall mean every person who has legal title or the right to occupy or control any parcel of land, whether built upon, vacant or otherwise.

Swarm: Shall mean a bee colony in search of shelter.

Section 4. Requirements

a. All persons keeping bees in Revere shall do so in compliance with all applicable federal, state, and local laws, rules and regulations including, but not limited to R.R.O. Title 17, Section 16.470.

b. Beekeepers shall not keep bees in a manner that would constitute a nuisance as set forth in M.G.L. ch. 111, § 122 or result in any unsanitary condition.

c. Any person keeping bees in Revere shall comply with the requirements of 330 CMR 8.00 et seq. (Massachusetts Apiary Inspection Regulations).

d. Any person keeping Bees in Revere shall follow the Massachusetts Beekeeper's Associations' Best Management Practices, as amended.

e. Any person applying for a license to keep bees in Revere shall demonstrate that he/she has completed a beekeeper training course with an area beekeeping club or association. Membership and active participation with a beekeeping association is strongly recommended.

f. Apiaries shall be registered with the Massachusetts Department of Agricultural Resources. ([https://www.mass.gov/apiary-program-honey-bees.](https://www.mass.gov/apiary-program-honey-bees))

Section 5. Standards for Beekeeping

a. Standards

i. Number of Beehives.

1. No more than two (2) beehives are allowed on a lot.
2. The maximum number of beehives may be increased to no more than four (4) on a temporary basis, for not more than twenty (20) days, for the purpose of rescuing a swarm or to accommodate the division of a bee colony into multiple bee colonies. The BOH must be alerted within 10 days to any increased number of beehives.

ii. Ground-level Beehives shall be constructed at least five (5) inches off the ground and use industry standard methods to exclude pests.

iii. All beehives shall be marked with the beekeeper's name and contact information.

iv. Eligibility of property

1. Must be an owner-occupied residence or single-family rental property with owner permission
2. Not allowed in non-owner occupied multi family dwelling

b. Flyway Control

i. No beehive flyway may be oriented toward any of the following positions, unless a beehive flyway barrier is provided to ensure that bees fly up and away vertically:

1. An entry door, functioning windows, or private outdoor space such as a deck, porch, or balcony located within ten (10) feet of a beehive, whether of a building on an adjoining lot, or of a dwelling unit located on the same lot as a beehive, unless the occupant of the dwelling unit grants permission.

2. A public street, park, school grounds, walkway, or bikeway located within ten (10) feet of a beehive.
3. An access point to a shared porch, balcony, or rooftop on which a beehive is located within five (5) feet of such access point.

ii. Where provided, a beehive flyway barrier shall be located within three (3) feet of the entrance to the beehive flyway, and shall extend at least one (1) foot above the height of the beehive and at least two (2) feet in width on either side of the beehive.

c. Apiary Placement

i. An apiary must be located at least five (5) feet from any property line or may be closer to the property line if there is a solid fence or wall separating the apiary from an abutting property.

ii. An apiary may be located on an elevated surface such as a porch, balcony, deck, or rooftop, provided that it conforms to the standards set forth herein and is set back at least six (6) feet from the parapet, or may be closer to a parapet if it contains a protective barrier such as a railing, fence, or wall.

d. Care and Maintenance of Bees and Beehives

i. Spills of honey and beehive by-products shall be removed regularly from a beehive, to exclude pests.

ii. Bees shall have access to fresh potable water daily. Fresh water provided to bees shall be emptied and refilled on a constant basis to prevent stagnant water from serving as a breeding ground for mosquitoes.

Section 6. License Required

No person shall keep bees in Revere without obtaining a license to do so from the BOH. License holders must follow all local Public Health regulations and state public health Laws pertaining to beekeeping.

Section 7. License Application Requirements

Each person proposing to keep bees shall submit an application to the BOH that shall include the following:

- a. Applicant name and contact information;
- b. Name and contact information of backup beekeeper;
- c. A scale drawing (hand-drawn or electronic), which depicts:

- i. The proposed beehive location(s) and dimensions, and
 - ii. The number of beehives,
- d. Beehive structure design including entrances, flight area, beehive flyway, beehive flyway barriers, and the location of any other structures on the lot;
- e. A description of the beehive(s)' construction including measures utilized to exclude pests;
- f. Written consent of the property owner(s);
- g. A written statement from the beekeeper; which shall include:
- i. A guarantee not to abandon any beehive, including, but not limited to, in the event that the lot where the beehive is located is sold or the beekeeper is no longer entitled to use the lot;
 - ii. A plan to transfer ownership of all licensed apiaries to another beekeeper or sanctuary if necessary.
- h. The applicant shall apply for a license on the form to be provided by the BOH. All materials submitted in a license application shall be considered part of any license issued by the BOH.
- i. After a license to keep bees has been issued, no modifications to plans submitted in support of an application to obtain said license shall be made unless such modified plans have been approved by the BOH.
- j. Licenses issued by the BOH are personal to the licensee and shall not be transferable. A new license application must be submitted to the BOH whenever there is a new owner seeking to keep bees on said property. Any sale or transfer of the property that houses a beehive shall require immediate written notification by the beekeeper to the BOH. If the new property owner does not consent to the continued keeping of bees as the property, the licensee shall cease the keeping of bees at the property and promptly surrender any license to the BOH.
- k. The license application fee for the issuance of a license shall be fifty (\$50) dollars and shall be due at the time the applicant submits the license application to the BOH.
- l. The Board of Health will accept new applications until March 1st of each year.

Section 8. Variances

- a. The BOH may grant a request for a variance of the requirements of this regulation if the BOH determines that such a requirement would constitute a substantial hardship and provided that the granting of a variance request will not jeopardize public health or the environment and shall not conflict with the intent and spirit of this regulation.

b. A request for a variance shall be submitted in writing to the BOH. The applicant shall make a request for a variance on a form to be provided by the BOH. The BOH may ask for supporting evidence prior to consideration at a public hearing. The request shall not be deemed complete until all such requested evidence has been received by the BOH.

c. Any variance granted under this section may be subject to qualification, revocation, suspension, or expiration. A variance granted may be revoked, modified, or suspended in whole or in part, after the holder thereof has been notified in writing and has been given an opportunity to be heard by the BOH in accordance with this regulation.

d. Any variance granted by the BOH shall be in writing. A copy of any such variance, while it is in effect, shall be available to the public during business hours at the Health Department/Department of Municipal Inspections Office.

e. The fee for a request for a variance is twenty-five (\$25) dollars and shall be due at the time the applicant submits the application to the BOH.

Section 9. Renewals

a. All licenses to keep bees may be renewed annually. A person seeking to renew a license to keep bees shall submit an application for renewal to the BOH no later than March 1st of each year. The applicant shall apply for a renewal on a form to be provided by the BOH. Failure to timely apply for a renewal of license shall result in the termination of the license.

b. The application fee for a license renewal shall be twenty-five (\$25) dollars and shall be due at the time the applicant submits the application to the BOH.

Section 10. Notification

Upon receipt of a complete application for the issuance of a license for the keeping of bees or a request for a variance, the BOH shall provide written notification to the owner of the property where beekeeping is proposed. Such notice shall provide notice of the date and time of the public hearing of any such application or request. Such notification shall be made by certified mail, return receipt requested.

Section 11. Hearings

a. The BOH shall conduct public a public hearing to consider the issuance, suspension and revocation of licenses, and requests for variances pursuant to this regulation.

b. The BOH shall conduct public hearings as needed. Two hearing officers shall constitute a quorum for the purpose of convening a hearing and of conducting the business of the BOH pursuant to this regulation.

c. The BOH shall not consider any application for a license or request for a variance unless the BOH has received applications or requests that are complete.

d. The BOH shall not issue a license or grant a request for variance if the BOH determines the keeping of bees poses a health risk or nuisance to the public or to a persons who lives directly adjacent to or at the property where beekeeping is proposed. In making its determination, the BOH shall consider evidence of such risk. "Health risk" shall mean the likely possibility of physical injury or harm to one or more persons caused by the keeping of bees.

e. Health Inspectors or other staff of the Department of Municipal Inspections (a/k/a Inspectional Services Department) shall present his or her recommendations to the BOH at a public hearing as to whether a license should be issued, suspended or revoked or whether any request for a variance should be granted or denied.

f. The BOH, in its sole discretion, may approve or reject the entirety or portions of an application for the issuance of a license or request for a variance or may require modifications to any of these before any such issuance or variance is approved.

g. An applicant for the issuance of a license or variance or any licensee subject to suspension or revocation shall have a right to be heard at a public hearing before the BOH prior to the BOH rendering a decision.

h. The BOH may promulgate guidelines for orderly procedure at hearings and for the proper implementation of the BOH's responsibilities under this regulation.

Section 12. Enforcement and Violations

a. Authority to enforce this Regulation shall be held by the BOH or its designees.

b. Any violation of this regulation may be enforced by the BOH through its designee Health Inspectors and/or inspectors of the Department of Municipal Inspections (a/k/a Inspectional Services Department), including any violation for noncompliance of any provisions of the State Sanitary Code (105 CMR 410), and may be subject to the penalties set forth in Revere Revised Ordinances 1.12, Article III, and 1.16, and/or in the manner provided in M.G.L. ch. 111, § 187.

c. Written notice of any violation of this regulation shall be sent to the beekeeper and property owner by the BOH, and shall:

- i. Specify the nature of the violation and the schedule for compliance;
- ii. Order any corrective actions that must be undertaken to remedy any violation of this regulation, and
- iii. Order any preventative measure necessary to avoid future violations.

d. Any licensee may request a hearing before the BOH after receiving a notice of a violation. Such request must be made in writing and submitted to the BOH within ten (10) days of receipt of written notice of any violations.

e. At a public hearing in response to a licensee's request for a hearing, the BOH may deny, uphold, or uphold or deny in part, the violation.

Section 13. Inspections

The BOH or its designees may inspect a beehive at any time to investigate whether there has been a violation of this regulation. The BOH or its designees shall conduct an inspection when any of the following apply:

a. The BOH has received a written or oral complaint about the keeping of bees; or

b. The BOH has received an application for the issuance of a license or a request for a variance or a request for the modification of any license. There may be one or more inspections conducted by the BOH or its designees during the application process.

Section 14. Imminent Health Hazards

If the BOH or its designees determines that a beehive causes an imminent health hazard, the BOH or its designees may require that the beehive be immediately removed at the beekeeper's expense without a hearing.

Section 15. Penalties

a. Any person who violates any provision of this regulation may be penalized by a non-criminal disposition process as provided in R.R.O. 1.12, Article III, and 1.16, including applicable fines.

b. Each day or portion thereof shall constitute a separate offense. If more than one, each condition violated shall constitute a separate offense.

c. Any person who violates any provision of this regulation may be penalized by a complaint brought in a court of competent jurisdiction as provided by M.G.L. ch. 218, § 26. Except as may be otherwise provided by law and as the court may see fit to impose, the maximum penalty for each violation, consistent R.R.O. 1.16, shall be three hundred (\$300) dollars. Each day or portion thereof shall constitute a separate offense. If more than one, each condition violated shall constitute a separate offense.

d. A beekeeper shall be wholly liable for any and all costs related to remediating any violation of this regulation as forth in M.G.L. ch. 111, § 124, including but not limited to any beehive, apiary, colony or swarm. Consistent with R.R.O. 1.16, Article III, and Chapter 497 of the Acts of 1991, a lien may be placed on the property of any person who has an outstanding balance due the city from any

penalties, fines, assessments or other charges resulting from violations of any city or state sanitary regulation or code.

Section 16. Severability


If any provision, clause, section, sentence, or paragraph of the above regulation shall be held to be invalid, such invalidity shall not affect the remaining provisions of this regulation. The valid part of any provision, clause, section, sentence, or paragraph shall be given independence from the invalid provisions, and to this end the provisions are hereby declared to be severable.

Section 17. Effective Date:

This regulation shall take effect on 12/7/21

Signatures of BOH members:







COMPLETE CHICKEN KEEPING REGULATIONS

REVERE BOARD OF HEALTH REGULATION FOR THE KEEPING OF CHICKENS

WHEREAS, the Revere Board of Health seeks to promote the creation of urban agriculture initiatives to support local access to healthy food; and

WHEREAS, the Revere Board of Health recognizes the benefits of local food sources as a sustainable practice capable of delivering food of high quality at low cost,

NOW THEREFORE, the Revere Board of Health promulgates the following regulation to protect the health of Revere residents, workers, and visitors.

.....

Section 1. Purpose

The purpose of this regulation is to protect the public health of Revere residents, workers, and visitors while promoting healthy and safe local food access through regulation of the keeping of chickens.

Section 2. Authority

This regulation is adopted under the authority of M.G.L. ch. 111, §§ 31 and 122, Revere Revised Ordinance 17.16.470, and pursuant to any other authority conferred by state or local laws on the Revere Board of Health. Pursuant to this authority, the Board of Health designates the city of Revere Health Department or the Department of Municipal Inspections (a/k/a Inspectional Services Department) and its Inspectors to carry out its role in the administration and enforcement of this regulation.

Section 3. Definitions

Accessory structure: Shall mean a structure incidental to and located on the same lot with a principal building.

BOH: Shall mean the city of Revere Board of Health.

Chicken: Shall mean the common domestic fowl - *Gallus gallus domesticus*.

Coop: Shall mean an enclosed structure with indoor area where chickens can roost and lay eggs.

Hen: Shall mean a mature female domestic chicken.

Run: Shall mean an outdoor enclosed area that chickens are confined to that is connected to a coop.

Pests: Shall refer to rodents, vermin, and insects, including vectors that transmit diseases to humans, such as flies and mosquitoes.

Person: Shall mean a person, persons, association, partnership trust, company, corporation, or other legal entity.

Predator: Shall mean any creature that would seek to harm or consume chickens, including but not limited to, dogs, cats, coyotes, birds of prey, racoons, and skunks.

Property Owner: Shall mean every person who has legal title or the right to occupy or control any parcel of land, whether built upon, vacant or otherwise.

Rooster: Shall mean a male domestic chicken.

Section 4. General Requirements

- a. All persons keeping chickens in Revere shall do so in compliance with all applicable federal, state, and local laws, rules and regulations including, but not limited to R.R.O. Title 17, Section 16.470.
- b. Persons who keep chickens shall not do so in a manner that would constitute a nuisance as set forth in M.G.L. ch. 111, § 122 or result in any unsanitary condition.
- c. No roosters or crowing hens are permitted.
- d. The number of hens shall be limited to six (6).
- e. The BOH or its agent may order the removal of the chickens upon a determination that the chickens pose a health risk or nuisance.

Section 5. Structure Requirements for Keeping Chickens

- a. A coop must have a minimum interior floor surface of at least two (2) square feet per chicken.
- b. A run area is required and must have a minimum ground surface area of at least ten (10) square feet per chicken.
- c. Structure can have a maximum height (at the highest point of structure) of eight (8) feet.
- d. Entire structure (coop and run) must be less than 120 square feet and must comply with all state and local building codes (including electrical and plumbing permits, if needed).
- e. Consistent with R.R.O. 17.16.260(F)(1), coop and run structure must be located at least two (2) feet from rear property line and five (5) feet from side property line and follow all municipal building and setback requirements.
- f. Coop and run structure is not permitted in front or side yards.

g. Coop and run structure shall be located more than 200 feet from the high-water mark of any known source of drinking water supply or any tributary thereof, and more than 50 feet from any well.

h. Coop and run structure must be constructed securely to exclude pests and predators and must be completely enclosed.

Section 6. Management Requirements for Keeping Chickens

a. Perceptible noise from chickens at the property boundary must conform to the existing noise ordinance, R.R.O. 9.08.050 – 090.

b. Chicken bedding and waste must be discarded as per existing municipal waste regulations (R.R.O 8.06.020) or composted on-site responsibly, in an appropriate composting container.

c. Odors from chickens, manure, or other chicken-related substances shall not be perceptible at the property boundaries.

d. Any person keeping chickens must always do so in a humane manner, including but not limited to, access to fresh food and water, protection from predators, threats, and harm, and protection from elements as needed. Coop and run must be kept clean and well maintained.

e. All chickens shall be confined to the license holder's property at all times.

f. Necessary measures must be taken to prevent a buildup of pest and rodent populations due to the presence of chickens on the property.

g. Hens may not be kept in the home unless on a temporary basis for health or safety reasons, so long as hens are kept in a suitable "hospital" or "quarantine" cage setup.

h. Chicken feed must be kept stored in pest-proof containers and/or kept within the pest-proof coop and run structure at all times.

i. Chickens shall not be butchered within sight of neighbors and meat must not be sold.

j. When a chicken dies it must be disposed of in a sanitary manner:

i. Secured in a triple-layered plastic wrap or bags and disposed of with municipal waste as per regulations, or

ii. Taken to veterinarian for disposal, or

iii. Buried in backyard, at least two (2) feet deep, not within 50 feet of water drinking water source including a well, with heavy objects placed on top of burial site

k. In the event of unexpected die off of more than one (1) chicken in the flock within two (2) weeks of each other, licensee must report event to the BOH within two (2) business days.

Section 7. License Required

No person shall keep chickens in Revere without obtaining a license to do so from the BOH.

Section 8. License Application Requirements

Each person proposing to keep chickens shall submit an application to the BOH that shall include the following:

- a. Applicant name, address, and contact information.
- b. A scale drawing (hand-drawn or electronic) of the property, which depicts the proposed coop and run location, dimensions of each, and proximity to property lines and accessory structures.
- c. Written consent of the property owner(s), if applicant is not the property owner.
- d. Written verification of all immediate abutters to the address on application stating they have been notified of the applicant's intent and informed that they have the right to express concerns to the BOH at public hearing where application is being considered for issuance or renewal.
- e. Application must also include
 - i. Detailed waste management plan that includes cleaning practices for coop and run structure, feed and water containers, and
 - ii. Detailed plan for dealing with sick chickens including plan for veterinary care, and
 - iii. Detailed emergency plan in event chickens need to be evacuated or temporarily relocated.
- f. The applicant shall apply for a license on the form to be provided by the BOH. All materials submitted in a license application shall be considered part of any license issued by the BOH.
- g. After a license to keep chickens has been issued, no modifications to plans submitted in support of an application to obtain said license shall be made unless such modified plans have been approved by the BOH.
- h. Licenses issued by the BOH are personal to the licensee and shall not be transferable. A new license application must be submitted to the BOH whenever there is a new owner seeking to keep chickens on said property. Any sale or transfer of the property that houses chickens shall require immediate written notification by the person to the BOH. If the new property owner does not consent to the continued keeping of chickens at the property, the licensee shall cease the keeping of chickens at the property and promptly surrender any license to the BOH.
- i. The license application fee for the issuance of a license shall be fifty (\$50) dollars and shall be due at the time the applicant submits the license application to the BOH.

Section 9. Renewals

a. All licenses to keep chickens may be renewed annually. A person seeking to renew a license to keep chickens shall submit an application for renewal to the BOH no later than March 1st of each year. The applicant shall apply for a renewal on a form provided by the BOH. Failure to timely apply for a renewal of license shall result in the termination of the license

b. The application fee for a license renewal shall be twenty-five (\$25) dollars and shall be due at the time the applicant submits the application to the BOH.

Section 10. Notification

Upon receipt of a complete application for the issuance of a license for the keeping of chickens, the BOH shall provide written notification to the applicant and the owner of the property where the chicken keeping is proposed. Such notice shall provide the date and time of the public hearing of any such application or request. Such notification shall be made by certified mail, return receipt requested.

Section 11. Hearings

a. The BOH shall conduct a public hearing to consider the issuance, suspension, and revocation of licenses.

b. The BOH shall conduct public hearings as needed. Two hearing officers shall constitute a quorum for the purpose of convening a hearing and of conducting the business of the BOH pursuant to this regulation.

c. The BOH shall not consider any application for a license or renewal of a license unless the BOH has received applications that are complete.

d. The BOH shall not issue a license if the BOH determines the keeping of chickens poses a health risk of nuisance to the public or to a person(s) who lives directly adjacent to or at the property where chicken keeping is proposed. In making its determination, the BOH shall provide evidence of such risk. "Health risk" shall mean the likely possibility of physical injury or harm to one or more person(s) caused by the keeping of chickens.

e. Health Inspectors or other staff of the Department of Municipal Inspections (a/k/a Inspectional Services) or Public Health Department shall present his or her recommendations to the BOH at a public hearing as to whether a license should be issued, suspended or revoked.

f. The BOH, in its sole discretion, may approve or reject the entirety or portions of an application for the issuance of a license or may require modifications to any of these before any such issuance is approved.

g. An applicant for the issuance of a license or any licensee subject to suspension or revocation shall have a right to be heard at a public hearing before the BOH prior to the BOH rendering a decision.

h. The BOH may promulgate guidance for orderly procedure at hearings and for the proper implementation of the BOH's responsibilities under this regulation.

Section 12. Enforcement and Violations

a. Authority to enforce this Regulation shall be held by the BOH or its designee.

b. Any violation of this regulation may be enforced by the BOH through its designee Health Inspectors and or Director of Public Health, including any violation for noncompliance of any provisions of the State Sanitary Code (105 CMR 410), and may be subject to the penalties set forth in R.R.O. 1.12 Article III, and 1.16 and/or in the manner provided in M.G.L. ch. 111 § 187.

c. Written notice of any violation of this regulation shall be sent to the chicken keeper and property owner by the BOH, and shall:

- i. Specify the nature of the violation and the schedule for compliance;
- ii. Order any corrective actions that must be undertaken to remedy any violation of this regulation, and
- iii. Order any preventative measures necessary to avoid future violations.

d. Any licensee may request a hearing before the BOH after receiving a notice of a violation. Such request must be made in writing and submitted to the BOH within ten (10) days of receipt of written notice of any violations.

e. At a public hearing in response to a licensee's request for a hearing, the BOH may deny, uphold, or uphold or deny in part, the violation.

Section 13. Inspections

The BOH or its designee may inspect a chicken coop at any time to investigate whether there has been a violation of this regulation. The BOH or its designee shall conduct an inspection when any of the following apply:

a. The BOH has received a written or oral complaint about the keeping of chickens; or

b. The BOH has received an application for the issuance of a license or a request for the modification of any license. There may be one or more inspections conducted by the BOH or its designees during the application process.

Section 14. Imminent Health Hazards

If the BOH or its designees determines that a chicken flock causes an imminent health hazard, the BOH or its designees may require that the chickens be immediately removed at the chicken keeper's expense without a hearing.

Section 15. Penalties

- a. Any person who violates any provision of this regulation may be penalized by a non-criminal disposition process as provided in R.R.O. 1.12, Article III, and 1.16, including applicable fines.
- b. Each day or portion thereof shall constitute a separate offense. If more than one, each condition violated shall constitute a separate offense.
- c. Any person who violates any provision of this regulation may be penalized by a complaint brought in a court of competent jurisdiction as provided by M.G.L. ch. 218, § 26. Except as may otherwise be provided by law and as the court may see fit to impose, the maximum penalty for each violation, consistent with R.R.O. 1.16, shall be three hundred (\$300) dollars. Each day or portion thereof shall constitute a separate offense. If more than one, each condition violated shall constitute a separate offense.
- d. A person who keeps chickens shall be wholly liable for any and all costs related to remediating any violation of this regulation as set forth in M.G.L. ch. 111, § 123. Consistent with R.R.O. 1.16, Article III, and Chapter 497 of the Acts of 1991, a lien may be placed on the property of any person who has an outstanding balance due the city from any penalties, fines, assessments, or other charges resulting from violations of any city or state sanitary regulation or code.

Section 16. Severability

If any provision, clause, section, sentence, or paragraph of the above regulation shall be held to be invalid, such invalidity shall not affect the remaining provisions of this regulation. The valid part of any provision, clause, section, sentence, or paragraph shall be given independence from the invalid provisions, and to this end the provisions are hereby declared to be severable.

Section 17. Recommendations

The following section details recommendations and best practices for chicken keeping. These recommendations are meant to help applicants be successful in the keeping of chickens and comply with the above regulations.

- Applicant should familiarize his/herself with educational materials and best practice methods for backyard chicken keeping. Some resources are listed below
 - o www.yardbirdsbackyardchickens.com
 - o www.backyardchickens.com
- If utilizing a pre-fabricated coop and run structure ensure that it meets the minimum size requirements outlined above before purchase.
- Learn about veterinarians in the area who handle chickens. Become familiar with office hours and contact information.
- If keeping non-mature hens in anticipation that replacement of some of the current mature flock is necessary, no more than 12 hens in total should be kept.

- Ensure easy access to an appropriate amount of pet carriers for entire flock if emergency removal is necessary.
- A coop and run structure with a completely rain-proof roof is highly recommended.
- ½ inch hardware cloth is highly recommended for use throughout the coop and run structure for pest and predator prevention. Bury hardware cloth around the entire perimeter of the structure for further pest prevention.
- ¾ - 1 inch lath screws are recommended when attaching hardware cloth to structure.
- Ensure coop has appropriate natural light and ventilation for both summer heat and winter cold. This includes hardware cloth-covered windows, doors, or other ventilation openings on all 4 walls of structure that open and close completely.
- To ensure appropriate setback requirements are met, request property line assessment from City of Revere Assessor's office. Do not assume that current fence lines or assumed property divisions are correct.
- Use pine shavings for coop floor and nesting boxes instead of straw or hay.
- Wash hands appropriately after handling chickens, bedding, waste and after collecting and cleaning eggs.
- Collect eggs daily.
- Ensure that entire flock has access to clean water and food on a daily basis.
- Rinse and scrub water delivery system and large messes inside coop and run on a weekly or biweekly schedule.
- Clean out all shavings in the coop and nest boxes and replace with fresh shavings on a monthly basis.
- When composting bedding and manure, plan ahead. Often the volume of these materials will be too large for a typical urban compost bin. Become familiar with urban compost providers in the area. Become familiar with appropriate methods of composting.

Section 18. Effective Date:

This regulation shall take effect on March 24, 2022

Signatures of BOH members:

Meluhaddoli

Craig A. Postanza
