




◆ Guía de
Agricultura
urbana en
Revere





El propósito de esta guía es brindar orientación general e información sobre las leyes oficiales, reglamentos y permisos requeridos para la agricultura urbana en la ciudad de Revere, MA.

La agricultura urbana en Revere está regulada por la Ordenanza de Zonificación de Agricultura Urbana de Revere y las regulaciones de la Junta de Salud de Revere. Los residentes también deben seguir las regulaciones estatales y federales cuando correspondan.

Para consultar la Ordenanza de Zonificación de Agricultura Urbana de Revere completa, visite:

https://drive.google.com/file/d/1oPVedww6Jz_Pk_75Verc5Wnb8VxdYIBL/view?usp=sharing

Las regulaciones completas de la Junta de Salud de Revere y la aplicación para la apicultura y la cría de pollos se encuentran en Citizen Serve. Consulte la guía de uso de Citizen Serve en el Apéndice.

Un agradecimiento especial a la Ciudad de Somerville por inspirar esta guía y compartir parte del contenido de su ABC de la Agricultura Urbana.

Preparado por el Departamento de Salud Pública de la Ciudad de Revere y la coalición MGH Revere CARES.

© 2023 Ciudad de Revere

Usted es libre de compartir este trabajo, pero debe acreditarse a la Ciudad de Revere, MA.



AGRICULTURA URBANA

La agricultura urbana es un término general que describe una variedad de prácticas de cultivo de alimentos que pueden incluir la cría de pollos y/o abejas, pero no incluye otro tipo de ganado. La agricultura urbana también puede denominarse ganadería urbana.

La Ordenanza de Agricultura Urbana de Revere establece normas y reglamentos para la agricultura urbana, granjas residenciales de uso accesorio, jardines comunitarios, granjas y agricultura en propiedad municipal.



De la Ordenanza de Agricultura Urbana de Revere:

"La ciudad de Revere se ha comprometido a aumentar el acceso a alimentos frescos, cultivados localmente y saludables para todos los residentes. Como líderes nacionales en prácticas innovadoras de gobierno, Revere on the Move y sus socios locales han establecido una amplia y creciente variedad de programas y recursos para el acceso a alimentos frescos. Las políticas estatales y nacionales también están animando a los jardineros domésticos a producir sus propios alimentos. Existe un interés local por crear más jardines comunitarios, granjas comunitarias y pequeñas granjas comerciales. El cultivo de alimentos locales elimina tanto la necesidad de combustibles fósiles para el transporte de alimentos como el uso de productos químicos destructivos que forman parte de las operaciones de producción de alimentos a gran escala. La agricultura urbana a nivel residencial proporciona un valioso complemento al presupuesto familiar para alimentos y brinda a los niños una oportunidad inestimable para aprender sobre nutrición y de dónde proceden los alimentos."
(O)

(O): Ordenanza de agricultura urbana de Revere.

APICULTURA

¿Sabías que?

- ❖ La agricultura depende de la abeja melífera para la polinización.
- ❖ Las abejas melíferas son responsables del 80% de toda la polinización de insectos.
- ❖ Las abejas necesitan un suministro constante de agua fresca.
- ❖ La apicultura es un compromiso para todo el año.
- ❖ Una nueva colonia de abejas necesita tiempo para construir una colmena y un panal. Es posible que no tenga miel el primer año.
- ❖ Las "avispa amarillas" no son abejas melíferas. Las abejas melíferas son abejas obreras y normalmente no pican. A menudo se culpa a las abejas melíferas de todos los malos comportamientos atribuidos a las "abejas" en general.
- ❖ No puede entregar sus abejas a la oficina de control de animales de Revere.

Leyes estatales

*Existen leyes en Massachusetts que regulan la cría de abejas melíferas (*Apis mellifera*). Se pueden encontrar en 330.CMR8.00 Chapter 128, Sect 30-36a, 38 Regulación de colmenares.*

Todas las colonias de abejas deben estar registradas en el Departamento de Agricultura de Massachusetts.






APICULTURA

Debe tener un permiso de la Junta de Salud de Revere para mantener las abejas dentro de la Ciudad de Revere. Los siguientes son algunos puntos destacados de las regulaciones de la Junta de Salud de Revere. Asegúrese de leer y familiarizarse con las regulaciones completas de Apicultura de Revere que se encuentra en el apéndice. Una guía sobre cómo encontrar los formularios de apicultura en Citizen Serve también se encuentra en el apéndice. Consulte la sección de Recursos de esta guía para obtener enlaces adicionales que le ayudarán a empezar.

Aspectos destacados de las regulaciones de apicultura

- ❖ Cualquier persona que solicite una licencia para la cría de abejas en Revere deberá demostrar que ha completado un curso de formación de apicultores en un club o asociación de apicultura de la zona.
- ❖ No se permiten más de (2) colmenas por lote.
- ❖ Las colmenas deben estar en una vivienda ocupada por el propietario o en una vivienda unifamiliar de alquiler con permiso del propietario.
- ❖ Un apiario debe estar situado al menos a cinco (5) pies de cualquier línea de propiedad o puede estar más cerca de la línea de propiedad si hay una cerca o pared sólida que separa el apiario de una propiedad vecina.
- ❖ La tarifa para la licencia es de \$50 y deberá ser pagada en el momento en que el solicitante presente la solicitud de licencia al BOH. Se cobrará una tarifa de \$25 por la renovación anual sin modificaciones en el plan o el poseedor.
- ❖ Todas las colmenas deben estar marcadas con el nombre del apicultor y la información de contacto.
- ❖ La Junta de Salud aceptará nuevas solicitudes hasta el 1 de marzo de cada año.
- ❖ El apicultor debe escribir una declaración que incluya: Una garantía de no abandonar ninguna colmena, incluyendo, pero no limitado a, en el caso de que el lote donde se encuentra la colmena se venda o el apicultor ya no tenga derecho a utilizar el lote; un plan para transferir la propiedad de todos los colmenares con licencia a otro apicultor o santuario si es necesario.

GALLINAS



¿Sabías que?


- ❖ Tener gallinas proporciona huevos frescos, una forma excelente de conectar con su fuente de alimentos y entretenimiento.
- ❖ Una gallina sana puede poner un huevo al día, dependiendo de la temporada y de la gallina.
- ❖ Tener gallinas requiere mantenimiento y alimentación diaria.
- ❖ Las gallinas sólo ponen huevos durante aproximadamente 5 años, pero pueden vivir hasta 10 años.
- ❖ Si encarga pollos por internet, es difícil estar seguro de que todos son gallinas y no gallos.
- ❖ Las gallinas empiezan a poner huevos cuando tienen entre 4 y 6 meses.
- ❖ No se permite tener gallos en Revere.
- ❖ No puede entregar sus gallinas, pollos o gallos a la oficina de Control de Animales de Revere.

Antes de criar pollos en Revere, los residentes deben solicitar un permiso a la Junta de Salud. Los siguientes son los aspectos más destacados de la Junta de Revere de las regulaciones de Salud. Asegúrese de familiarizarse con todos los reglamentos que se encuentran en el apéndice. Una guía sobre cómo encontrar los formularios de cría de pollos en Citizen Serve también se encuentra en el apéndice. Consulte la sección Recursos de esta guía para obtener enlaces adicionales que le ayudarán a empezar.






POLLOS



Aspectos destacados de la reglamentación sobre cría de pollos

- No se permiten gallos ni gallinas cacareando.
- Las personas que críen pollos no podrán hacerlo de manera que cause una molestia o resulte en cualquier condición antisaneitaria.
- Un gallinero debe tener una superficie mínima de suelo interior de al menos dos (2) pies cuadrados por pollo.
- Se requiere un área de corral y debe tener una superficie mínima de suelo de al menos diez (10) pies cuadrados por pollo.
- Toda la estructura (gallinero y corral) debe tener menos de 120 pies cuadrados y debe cumplir con todos los códigos de construcción estatales y locales (incluidos los permisos eléctricos y de plomería, si son necesarios).
- De acuerdo con el R.R.O. 17.16.260(F)(1), el gallinero y la estructura del corral deben estar situados como mínimo a dos (2) pies del límite trasero de la propiedad y a cinco (5) pies del límite lateral de la propiedad y cumplir todos los requisitos municipales de edificación y distancia.
- La estructura del gallinero y del corral no está permitida en los patios frontales o laterales.
- La cama y el estiércol de los pollos deben desecharse de acuerdo con la normativa municipal vigente (R.R.O 8.06.020) o compostarse de forma responsable en el propio lugar, en un contenedor de compostaje adecuado.
- Los olores de los pollos, el excremento u otras sustancias relacionadas con los pollos no deben ser percibidos en los límites de la propiedad.
- Cualquier persona que tenga pollos debe hacerlo siempre de forma humanitaria, incluyendo pero no limitándose al acceso a alimentos frescos y agua, protección contra depredadores, amenazas y daños, y protección contra los elementos según sea necesario. El gallinero y el corral deben mantenerse limpios y en buen estado.
- Deben tomarse las medidas necesarias para evitar la acumulación de plagas y roedores debido a la presencia de pollos en la propiedad.



POLLOS

Aspectos destacados de la reglamentación sobre cría de pollos

- El alimento de los pollos debe almacenarse en recipientes a prueba de plagas y/o mantenerse dentro de la estructura del gallinero y del corral a prueba de plagas en todo momento.
- La tarifa para la licencia es de \$50 y deberá ser pagada en el momento en que el solicitante presente la solicitud de licencia al BOH. La tarifa de solicitud de renovación de licencia será de veinticinco (\$25) dólares y debe pagarse en el momento en que el solicitante presente la solicitud a la Junta de Salud.
- Se recomienda el uso de tela metálica de 2 pulgadas en toda la estructura del gallinero y del corral para la prevención de plagas y depredadores. Entierre la tela metálica alrededor de todo el perímetro de la estructura para una mayor prevención de plagas.
- Para hacer abono de cama y estiércol, planifique con anticipación. A menudo, el volumen de estos materiales será demasiado grande para un contenedor de abono urbano típico. Familiarícese con los proveedores de abono urbano de la zona. Familiarícese con los métodos adecuados de compostaje.
- Si es inquilino, necesitará un permiso por escrito del propietario.
- Todas las licencias para criar pollos pueden renovarse anualmente. Una persona que desee renovar una licencia para mantener pollos deberá presentar una solicitud de renovación a la BOH no más tarde del 1 de marzo de cada año. El solicitante deberá presentar la solicitud de renovación en un formulario proporcionado por el BOH. En caso de no solicitar la renovación de la licencia a tiempo, la licencia será cancelada.



Familiarícese con las mejores prácticas y métodos para la cría de pollos en el patio trasero. Como las gallinas son criaturas sociales, no es recomendable criar sólo una. Antes de tener gallinas, piense bien dónde y cómo las va a tener, qué hacer cuando dejen de poner huevos, si mueren o si obtiene un gallo por error, etc. Los desechos de los pollos son un excelente abono para el jardín, pero primero deben ser compostados.

CULTIVO DE ALIMENTOS PARA CONSUMO PERSONAL

Jardín

Uso accesorio en una parcela residencial para cultivar plantas para consumo, embellecimiento o recreo para uso personal. El jardín puede estar al aire libre, en un invernadero accesorio o en el tejado de una estructura. La propiedad, cuidado y control es responsabilidad de un residente de la vivienda en el lote. La venta está prohibida, excepto en los mercados agrícolas.



Jardinería de suelo elevado

Considere la posibilidad de analizar el suelo antes de plantar directamente en la tierra. Muchas ciudades y pueblos han descubierto que su suelo está contaminado por distintos contaminantes: plomo de la pintura, arsénico de la madera tratada a presión y otros residuos industriales. Algunas verduras pueden absorber los metales del suelo contaminado. Un bancal elevado ofrece la oportunidad de aportar tierra nueva que no haya estado expuesta a contaminantes para crear su huerto. La jardinería en bancales elevados proporciona un espacio para tierra nueva y rica en nutrientes que permite cultivar frutas y verduras en su jardín o en un espacio ajardinado comunitario.

Ventajas de los bancales elevados

- Excelente drenaje porque la mezcla de tierra no se ha compactado.
- El jardín se puede cuidar desde los bordes, lo que facilita el acceso y evita tener que pisar y compactar la tierra.
- La mezcla de tierra será suelta y fértil, ideal para cultivar verduras, frutas y hierbas.
- El suelo se calienta más rápido en primavera, lo que permite plantar antes.
- La tierra suelta facilita la plantación, el trasplante y el deshierbe. A las plantas les gusta la tierra suelta porque les deja mucho espacio para que crezcan sus raíces.
- Se necesitan pocas herramientas de jardinería para plantar y cuidar el jardín.



Consulte la sección de Recursos enlances a las guías completas de jardinería en bancales elevados

JARDINES COMUNITARIOS

"Terreno cultivado por un grupo de personas que comparten la responsabilidad del lugar, ya sea de forma independiente o bajo los patrocinios de la ciudad de Revere o de una organización sin ánimo de lucro, con el objetivo principal de proporcionar un espacio a los miembros de la comunidad para cultivar plantas con fines de embellecimiento, educativos y recreativos para uso personal. La venta, el procesamiento y el almacenamiento de plantas o productos vegetales están prohibidos en el lugar, excepto en el mercado de agricultores. En todas las zonas, los jardines comunitarios en todos los terrenos públicos y privados están sujetos al cumplimiento de todas las disposiciones aplicables de las normas de jardinería establecidas por la Ciudad de Revere y adaptadas por cada espacio de jardín comunitario y su equipo de liderazgo." (O)



Jardín comunitario de la escuela secundaria Revere

La ciudad de Revere cuenta actualmente con cuatro jardines comunitarios a disposición de los residentes.

Jardín Corey Abrams en Beachmont
133 Broadsound Ave

Jardín Gibson
Situado en el vecindario de Riverside y Point
of Pines de Revere

Escuela McKinley
65 Yeamans St

Revere High School
Situado en la esquina de
East Mountain Ave y School Street.

Para obtener más información sobre los jardines comunitarios y acceder al formulario de la lista de espera visite:
<https://www.revere.org/departments/community-health-and-engagement/community-gardens>



Jardín comunitario de Gibson



COMPOSTAJE



"Compostaje: Proceso de biodegradación acelerada y estabilización de la materia orgánica en condiciones controladas que da lugar a un producto que puede utilizarse con seguridad como fertilizante."

Actualmente, la ciudad de Revere no ofrece un contenedor de compostaje separado durante la recogida de residuos. Se anima a los residentes a considerar servicios como el compostaje de contenedores (Bootstrap Compost). Si los residentes desean compostar, se recomienda que utilicen un vaso de compostaje seguro que disuada a los roedores.



Mantener a los roedores alejados de la composición

Para evitar la entrada de roedores, la Ciudad recomienda adquirir un compostador cerrado o poner en práctica los siguientes consejos:

- Instale una tela metálica de ferretería en el suelo (disponible en ferreterías) y coloque el compostador sobre ella. Así evitarás que los animales escarben debajo del compostador.
- Coloque el compostador a una distancia mínima de 45 cm de cualquier estructura y mantenga la vegetación alta recortada o segada.
- Mantenga las puertas/tapas cerradas en todo momento.
- Abone correctamente alternando capas de materiales orgánicos (verdes) y materiales secos -hojas, ramitas, papel de periódico, etc.- (marrones) Y removiendo el compost (consulte la sección Recursos de esta guía). Puedes compostar TODOS los residuos del jardín, incluidas las frutas y verduras caídas o podridas, las plantas secas y las ramitas, etc.
- NO COMPOSTAR nada con grasa u olor, incluyendo carne, lácteos, pan, mantequilla, aceites o alimentos preparados. Todas las operaciones de compostaje a gran escala o comerciales deben cumplir las leyes locales, estatales y federales.



AGUA DE LLUVIA

The benefits of using a rain barrel

- ❖ Reduzca la escorrentía y la erosión en su propiedad.
- ❖ Proporcionar una fuente de agua alternativa para las plantas de jardín.
- ❖ Reduzca el uso de agua municipal para regar las plantas, lo que puede reducir su factura de agua.
- ❖ El agua de lluvia es ligeramente ácida y puede contener minerales que benefician a las plantas.

¿Es seguro usar el agua de lluvia del barril en frutas, hierbas y verduras?



El agua recolectada en un barril de lluvia no se considera una fuente de agua potable, lo que significa que no es potable y no ha sido analizada para cumplir con los estándares de calidad microbiana del agua para proteger la salud pública. Debido a que el agua de un barril de lluvia no es potable, NO debe tocar la parte comestible de ninguna planta, como verduras, frutas, tubérculos, hierbas y flores comestibles.

Las fuentes de agua municipales y de pozo se analizan para garantizar que estén libres de niveles detectables de patógenos dañinos como E. coli y otros patógenos fecales que pueden enfermar a las personas si se ingieren.

El agua de un barril de lluvia puede tener contaminación fecal de los techos o de dondequiera que se haya recolectado. Los materiales para techos también pueden contener metales pesados y contaminantes químicos que pueden ser peligrosos de ingerir.

¡Asegúrese de tener un filtro para evitar que los mosquitos pongan huevos en agua estancada!

SEGURIDAD DEL SUELO

El contaminante más común en el suelo urbano es el plomo (Pb). Se ha depositado en el suelo tras años de contaminación industrial, plomo en la gasolina y pintura con plomo descascarada. Los niños pequeños son los más vulnerables en lo que respecta al plomo porque su cerebro aún se está desarrollando. Los niños pueden resultar perjudicados por el plomo en el suelo si comen frutas y verduras cultivadas en suelos con altos niveles de plomo. Si va a cultivar directamente en el suelo en lugar de proporcionar tierra limpia en un lecho elevado, considere hacer una prueba de suelo.

UMASS Amherst Extension Services ofrece una “Prueba de suelo de rutina” asequible que incluye plomo.

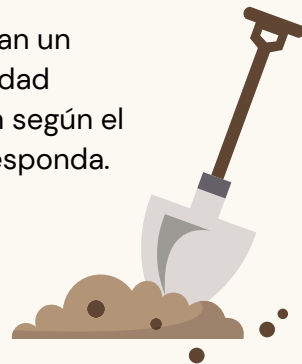
Para obtener más información, visite:

http://www.umass.edu/soiltest/list_of_services.htm

La EPA de EE. UU. también recomienda que los suelos utilizados para jardinería tengan un contenido total de plomo inferior a 100 ppm. En Massachusetts, el umbral de seguridad reglamentario es 200 ppm de plomo total. Los requisitos y recomendaciones varían según el estado y los consumidores deben buscar información local actualizada, según corresponda. Para reducir el riesgo de envenenamiento por plomo, se recomienda lo siguiente:

Buenas prácticas de jardinería para reducir la exposición al plomo

1. Ubique los jardines lejos de estructuras antiguas pintadas y de caminos muy transitados.
2. Dar preferencia de plantación a cultivos frutales (tomates, calabazas, guisantes, girasoles, maíz, etc.).
3. Incorpora materiales orgánicos como compost de alta calidad, humus y turba.
4. Suelo con cal según lo recomendado por la prueba del suelo (un pH del suelo de 6,5 a 7,0 minimizará la disponibilidad de plomo).
5. Lávese las manos inmediatamente después de trabajar en el jardín y antes de comer.
6. Deseche las hojas exteriores antes de comer verduras de hoja. Pele los cultivos de raíces. Lave bien todos los productos
7. Proteja el jardín de las partículas en el aire utilizando una cerca o un seto.
8. El polvo fino tiene la mayor concentración de plomo.
9. Mantenga el polvo en el jardín al mínimo manteniendo una superficie de suelo bien cubierta con mantillo, con vegetación y/o húmeda.



REQUISITOS PARA LA VENTA DE PRODUCTOS AGRÍCOLAS



Para vender productos agrícolas, como productos de jardín, huevos y miel, debe solicitar una Licencia de Servicio de Alimentos Temporal del Departamento de Servicios de Inspección. Las ventas solo se permitirán en el Farmer's Market.

Lo que puedes vender

La interpretación de los productos agrícolas del Programa de Protección de Alimentos (FPP) del Departamento de Salud Pública de Massachusetts incluye actualmente:

1. Productos frescos (frutas y verduras frescas sin cortar), consulte los requisitos de pruebas de suelo a continuación.
2. Miel sin procesar (Miel cruda según la definición de la Junta Nacional de Miel: Miel tal como existe en la colmena o obtenida por extracción, sedimentación o colado sin calor agregado).*
3. jarabe de mapl
4. Huevos frescos de granja (deben almacenarse y mantenerse a 45 °F (7,2 °C).*

Consulte MANEJO SEGURO DE HUEVOS PARA PRODUCTORES DE HUEVOS DE PATIO TRASERO en las seccion de recursos.

Para la venta de TODOS los demás productos alimenticios, necesita una licencia como operación minorista de alimentos.

Dónde y cómo puedes vender

Puesto de granja: Una estructura temporal, como una mesa, puesto o tienda de campaña, para la exhibición y venta de productos, huevos o miel limpios, enteros y sin procesar, cultivados en el lugar". (O)

(15) Se permite la venta de productos de estos usuarios sujeto a las siguientes disposiciones:

1. Se permitirán las ventas de productos entre las 9:00 am y las 6:00 pm, del 1 de mayo al 31 de octubre de cada año;
2. Se permitirán las ventas de productos No más de (3) días por semana y No más de (25) días por año;
3. Las áreas de exhibición de ventas minoristas no excederán los cincuenta (50) pies cuadrados;
4. Se permite un puesto de cultivo por lote; sin embargo, NINGUNA exhibición o estructura de ventas deberá ubicarse en una acera o calle pública o bloquear el flujo de vehículos y peatones;
5. La exhibición, estructura y señalización de ventas deben almacenarse fuera del sitio mientras no estén en uso;
6. La señalización se limitará a un (1) letrero y no excederá los seis (6) pies cuadrados; y
7. Se debe publicar prueba de las pruebas anuales del suelo durante todas las ventas de productos. (O)

Lea las Recomendaciones sobre seguridad del suelo en esta guía

RECURSOS

Abejas

Asociación de Apicultores de Massachusetts: encuentre enlaces a escuelas de abejas, Mejores Gestión, Prácticas, etc.

www.massbee.org

Asociación de Apicultores del Área de Boston: Escuela de Abejas Local

www.bostonbeekeepers.org

Regulaciones del estado de Massachusetts: requisitos estatales, registro estatal

www.mass.gov/api/ary-program-honey-bees

Si ves un enjambre:

www.bostonbeekeepers.org/swarm-catching/

Pollos

Pollos de patio: recurso educativos

<http://www.yarbirdsbackyardchickens.com>

Huevos

Manipulación segura de huevos para productores de huevos de traspatio

<https://www.mass.gov/doc/safe-egg-handling-for-backyard-egg-producers/download>

Compostaje

Bootstrap Compost

<https://bootstrapcompost.com/>

ENLACE A FORMULARIOS DE SOLICITUD PARA ABEJAS Y POLLOS

https://www5.citizenserve.com/Portal/PortalController?Action=showHomePage&ctzPagePrefix=Portal_&installationID=258&original_iid=0&original_contactID=0

RECURSOS

Agua de lluvia

Barriles de lluvia en el paisaje doméstico

<https://extension.umn.edu/water-wisely-start-your-own-backyard/rain-barrels#how-to-clean-and-care-for-a-rain-barrel-2188711>

Pruebas de suelo y seguridad

UMASS Amherst Extension Services ofrece una “Prueba de suelo de rutina” asequible que incluye plomo:

http://www.umass.edu/soiltest/list_of_services.html

Proteger a los niños de los altos niveles de plomo en el suelo

<https://www.mass.gov/doc/protecting-children-from-high-levels-of-lead-in-soil/download>

Departamento de Protección Ambiental, Contaminación por plomo en su jardín:

<https://www.mass.gov/doc/lead-contamination-in-your-yard-reducing-the-risks/download>

Cómo construir una cama elevada

Manual de construcción de camas elevadas que puede hacer usted mismo de The Food Project

<https://thefoodproject.org/wp-content/uploads/2019/06/DIY-bag-manual.pdf>

Guías de jardinería Revere: método del pie cuadrado

Las Guías de jardinería de Revere están disponibles en inglés, español, portugués y árabe y cubre los conceptos básicos de jardinería, así como el método del pie cuadrado para maximizar el espacio de un cantero elevado.

<https://bit.ly/3MF4eKE>

APÉNDICE

1. Guía para completar la solicitud de apicultura y avicultura
2. Complete la solicitud de apicultura de la ciudad de Revere
3. Complete la ordenanza sobre cría de pollos de la ciudad de Revere

APÉNDICE



Paso 2: haz clic en **Apicultor**



Site Plan Review



Bee Keeper



Body Art



Chicken



Dumpster



Food & Tobacco



Mobile Food

Paso 3: crea una cuenta.



CITY OF
REVERE



LOGIN

[Home](#) [Services](#) [Search](#) [My Account](#) [Contact](#)

LOGIN

[Home](#) / [My Account](#) / [Login](#)

Translate:  Select Language ▼

Already have an account?

User Name:

Password:

Remember my username and password

[FORGOT YOUR USERNAME →](#)

[FORGOT YOUR PASSWORD →](#)

LOGIN

New to our Portal?

If this is your first time using our portal you'll need to register first. Registering is quick, click the link below to get started.

[REGISTER NOW →](#)

Paso 4: haga clic en Solicitar licencia de apicultura



CITY OF
REVERE

1 ITEM LOGOUT

Home Services Search My Account Contact

APPLY FOR A LICENSE

Home / Services / Licensing / Apply for a License

Health Licensing for Food and Tobacco Establishments and Dumpsters is now live in the Health Department. For all renewals due May 31, 2019, you should have received a renewal notice from the Health Department, with your login and temporary password. If you are attempting to renew and do not have a login or password, email revere311@revere.org, or call 781-286-8311.

Incomplete Health License Applications cannot be saved. We recommend that you hold off on filling out the Application Details until you have all the documentation available for upload. We apologize for this, however it is a matter that we are unable to control.

These are the documents you will need to have available electronically (scan or photo) for upload to successfully submit this application, including (for Food establishments):

- ServSafe Certificate
- Allergen Certificate
- Menu
- Workers' Comp Affidavit (also for Tobacco establishments, not necessary for Farmers market licenses)
- Hawkers and Peddler's License (for Mobile Food Vendors)
- DCR Permit (for Mobile Food Vendors)
- Commissary Agreement (for Mobile Food Vendors)

Application Type: indicates a required field

Sub Type:

REGLAMENTO COMPLETO DE APICULTURA

REVERE BOARD OF HEALTH REGULATION FOR THE KEEPING OF BEES

WHEREAS, honey bees are a critical part of flowering plant pollination and reproduction, and a necessary element in pollination of crops that make up a healthy food supply; and

WHEREAS, the Revere Board of Health seeks to promote the creation of urban agriculture initiatives to support local access to healthy food; and

WHEREAS, keeping domestic honey bees is a means of promoting local honey production and local food access and security; and

WHEREAS, keeping domestic honey bees fosters bee populations outside of the commercial beekeeping industry; and

WHEREAS, the Board of Health for the city of Revere promulgates the following regulation to protect the health of Revere residents, workers, students, and visitors.

.....

Section 1. Purpose

The purpose of this regulation is to protect the public health of Revere residents, workers, students, and visitors while promoting healthy and safe local food access through regulation of the keeping of honey bees.

Section 2. Authority

This regulation is adopted under the authority of M.G.L. ch. 111, §§ 31 and 122, and pursuant to any other authority conferred by state or local laws on the Revere Board of Health. Pursuant to this authority, the Board of Health designates the City of Revere's Department of Public Health and Department of Municipal Inspections (a/k/a Inspectional Services Department) and its Inspectors to carry out its role in the administration and enforcement of this regulation.

Section 3. Definitions

Abandoned Beehive: Shall mean any unattended, occupied, or unoccupied Beehive exposed to occupancy by Bee Swarms.

Abutters: Shall mean owners of land directly adjacent to the property where Beekeeping is proposed as well as any property which is directly opposite of such property on any public or private street or way, and abutters to the abutters within three hundred feet of the property line of the petition as they appear on the most recent applicable tax list.

Apiary: Shall mean a location or structure on a lot containing one or more Beehives and associated bee equipment.

Bee: Shall mean any life stage of the common domestic honey bee, *Apis mellifera*.

Bee Colony: Shall mean an aggregate of workers bees, drones, a single queen, and brood living together as one social unit.

Beehive: Shall mean a structure intended for the housing of one bee colony.

Beehive Flyway: Shall mean the direction in which bees fly when exiting a hive.

Beehive Flyway Barrier: Shall mean a solid wall, fence, or other barrier provided for the purpose of causing bees to fly on an upward trajectory or in an opposing direction from the beehive.

Beekeeper: Shall mean any person responsible for the keeping of bees.

Beekeeping: Shall mean the housing of one or more bee colonies on a lot for the purpose of collecting products including honey, beeswax, propolis, pollen, and royal jell, and/or to support the ecological benefits of pollination.

BOH: Shall mean the city of Revere Board of Health.

Flight Area: Shall mean a three (3) foot radius surrounding the entrance to a beehive. This are surrounding the beehive entrance is the site of heightened bee movement as bees enter and exit the beehive.

Honey: Shall mean the natural food product made by bees from nectar collected from a flower's nectarines or a plant's extrafloral nectarines.

Pests: Shall refer to rodents, vermin, and insects, including vectors that transmit diseases to humans, such as flies and mosquitoes.

Property Owner: Shall mean every person who has legal title or the right to occupy or control any parcel of land, whether built upon, vacant or otherwise.

Swarm: Shall mean a bee colony in search of shelter.

Section 4. Requirements

a. All persons keeping bees in Revere shall do so in compliance with all applicable federal, state, and local laws, rules and regulations including, but not limited to R.R.O. Title 17, Section 16.470.

b. Beekeepers shall not keep bees in a manner that would constitute a nuisance as set forth in M.G.L. ch. 111, § 122 or result in any unsanitary condition.

c. Any person keeping bees in Revere shall comply with the requirements of 330 CMR 8.00 et seq. (Massachusetts Apiary Inspection Regulations).

d. Any person keeping Bees in Revere shall follow the Massachusetts Beekeeper's Associations' Best Management Practices, as amended.

e. Any person applying for a license to keep bees in Revere shall demonstrate that he/she has completed a beekeeper training course with an area beekeeping club or association. Membership and active participation with a beekeeping association is strongly recommended.

f. Apiaries shall be registered with the Massachusetts Department of Agricultural Resources. ([https://www.mass.gov/apiary-program-honey-bees.](https://www.mass.gov/apiary-program-honey-bees))

Section 5. Standards for Beekeeping

a. Standards

i. Number of Beehives.

1. No more than two (2) beehives are allowed on a lot.
2. The maximum number of beehives may be increased to no more than four (4) on a temporary basis, for not more than twenty (20) days, for the purpose of rescuing a swarm or to accommodate the division of a bee colony into multiple bee colonies. The BOH must be alerted within 10 days to any increased number of beehives.

ii. Ground-level Beehives shall be constructed at least five (5) inches off the ground and use industry standard methods to exclude pests.

iii. All beehives shall be marked with the beekeeper's name and contact information.

iv. Eligibility of property

1. Must be an owner-occupied residence or single-family rental property with owner permission
2. Not allowed in non-owner occupied multi family dwelling

b. Flyway Control

i. No beehive flyway may be oriented toward any of the following positions, unless a beehive flyway barrier is provided to ensure that bees fly up and away vertically:

1. An entry door, functioning windows, or private outdoor space such as a deck, porch, or balcony located within ten (10) feet of a beehive, whether of a building on an adjoining lot, or of a dwelling unit located on the same lot as a beehive, unless the occupant of the dwelling unit grants permission.

2. A public street, park, school grounds, walkway, or bikeway located within ten (10) feet of a beehive.
3. An access point to a shared porch, balcony, or rooftop on which a beehive is located within five (5) feet of such access point.

ii. Where provided, a beehive flyway barrier shall be located within three (3) feet of the entrance to the beehive flyway, and shall extend at least one (1) foot above the height of the beehive and at least two (2) feet in width on either side of the beehive.

c. Apiary Placement

i. An apiary must be located at least five (5) feet from any property line or may be closer to the property line if there is a solid fence or wall separating the apiary from an abutting property.

ii. An apiary may be located on an elevated surface such as a porch, balcony, deck, or rooftop, provided that it conforms to the standards set forth herein and is set back at least six (6) feet from the parapet, or may be closer to a parapet if it contains a protective barrier such as a railing, fence, or wall.

d. Care and Maintenance of Bees and Beehives

i. Spills of honey and beehive by-products shall be removed regularly from a beehive, to exclude pests.

ii. Bees shall have access to fresh potable water daily. Fresh water provided to bees shall be emptied and refilled on a constant basis to prevent stagnant water from serving as a breeding ground for mosquitoes.

Section 6. License Required

No person shall keep bees in Revere without obtaining a license to do so from the BOH. License holders must follow all local Public Health regulations and state public health Laws pertaining to beekeeping.

Section 7. License Application Requirements

Each person proposing to keep bees shall submit an application to the BOH that shall include the following:

- a. Applicant name and contact information;
- b. Name and contact information of backup beekeeper;
- c. A scale drawing (hand-drawn or electronic), which depicts:

- i. The proposed beehive location(s) and dimensions, and
 - ii. The number of beehives,
- d. Beehive structure design including entrances, flight area, beehive flyway, beehive flyway barriers, and the location of any other structures on the lot;
- e. A description of the beehive(s)' construction including measures utilized to exclude pests;
- f. Written consent of the property owner(s);
- g. A written statement from the beekeeper; which shall include:
- i. A guarantee not to abandon any beehive, including, but not limited to, in the event that the lot where the beehive is located is sold or the beekeeper is no longer entitled to use the lot;
 - ii. A plan to transfer ownership of all licensed apiaries to another beekeeper or sanctuary if necessary.
- h. The applicant shall apply for a license on the form to be provided by the BOH. All materials submitted in a license application shall be considered part of any license issued by the BOH.
- i. After a license to keep bees has been issued, no modifications to plans submitted in support of an application to obtain said license shall be made unless such modified plans have been approved by the BOH.
- j. Licenses issued by the BOH are personal to the licensee and shall not be transferable. A new license application must be submitted to the BOH whenever there is a new owner seeking to keep bees on said property. Any sale or transfer of the property that houses a beehive shall require immediate written notification by the beekeeper to the BOH. If the new property owner does not consent to the continued keeping of bees as the property, the licensee shall cease the keeping of bees at the property and promptly surrender any license to the BOH.
- k. The license application fee for the issuance of a license shall be fifty (\$50) dollars and shall be due at the time the applicant submits the license application to the BOH.
- l. The Board of Health will accept new applications until March 1st of each year.

Section 8. Variances

- a. The BOH may grant a request for a variance of the requirements of this regulation if the BOH determines that such a requirement would constitute a substantial hardship and provided that the granting of a variance request will not jeopardize public health or the environment and shall not conflict with the intent and spirit of this regulation.

b. A request for a variance shall be submitted in writing to the BOH. The applicant shall make a request for a variance on a form to be provided by the BOH. The BOH may ask for supporting evidence prior to consideration at a public hearing. The request shall not be deemed complete until all such requested evidence has been received by the BOH.

c. Any variance granted under this section may be subject to qualification, revocation, suspension, or expiration. A variance granted may be revoked, modified, or suspended in whole or in part, after the holder thereof has been notified in writing and has been given an opportunity to be heard by the BOH in accordance with this regulation.

d. Any variance granted by the BOH shall be in writing. A copy of any such variance, while it is in effect, shall be available to the public during business hours at the Health Department/Department of Municipal Inspections Office.

e. The fee for a request for a variance is twenty-five (\$25) dollars and shall be due at the time the applicant submits the application to the BOH.

Section 9. Renewals

a. All licenses to keep bees may be renewed annually. A person seeking to renew a license to keep bees shall submit an application for renewal to the BOH no later than March 1st of each year. The applicant shall apply for a renewal on a form to be provided by the BOH. Failure to timely apply for a renewal of license shall result in the termination of the license.

b. The application fee for a license renewal shall be twenty-five (\$25) dollars and shall be due at the time the applicant submits the application to the BOH.

Section 10. Notification

Upon receipt of a complete application for the issuance of a license for the keeping of bees or a request for a variance, the BOH shall provide written notification to the owner of the property where beekeeping is proposed. Such notice shall provide notice of the date and time of the public hearing of any such application or request. Such notification shall be made by certified mail, return receipt requested.

Section 11. Hearings

a. The BOH shall conduct public a public hearing to consider the issuance, suspension and revocation of licenses, and requests for variances pursuant to this regulation.

b. The BOH shall conduct public hearings as needed. Two hearing officers shall constitute a quorum for the purpose of convening a hearing and of conducting the business of the BOH pursuant to this regulation.

c. The BOH shall not consider any application for a license or request for a variance unless the BOH has received applications or requests that are complete.

d. The BOH shall not issue a license or grant a request for variance if the BOH determines the keeping of bees poses a health risk or nuisance to the public or to a persons who lives directly adjacent to or at the property where beekeeping is proposed. In making its determination, the BOH shall consider evidence of such risk. "Health risk" shall mean the likely possibility of physical injury or harm to one or more persons caused by the keeping of bees.

e. Health Inspectors or other staff of the Department of Municipal Inspections (a/k/a Inspectional Services Department) shall present his or her recommendations to the BOH at a public hearing as to whether a license should be issued, suspended or revoked or whether any request for a variance should be granted or denied.

f. The BOH, in its sole discretion, may approve or reject the entirety or portions of an application for the issuance of a license or request for a variance or may require modifications to any of these before any such issuance or variance is approved.

g. An applicant for the issuance of a license or variance or any licensee subject to suspension or revocation shall have a right to be heard at a public hearing before the BOH prior to the BOH rendering a decision.

h. The BOH may promulgate guidelines for orderly procedure at hearings and for the proper implementation of the BOH's responsibilities under this regulation.

Section 12. Enforcement and Violations

a. Authority to enforce this Regulation shall be held by the BOH or its designees.

b. Any violation of this regulation may be enforced by the BOH through its designee Health Inspectors and/or inspectors of the Department of Municipal Inspections (a/k/a Inspectional Services Department), including any violation for noncompliance of any provisions of the State Sanitary Code (105 CMR 410), and may be subject to the penalties set forth in Revere Revised Ordinances 1.12, Article III, and 1.16, and/or in the manner provided in M.G.L. ch. 111, § 187.

c. Written notice of any violation of this regulation shall be sent to the beekeeper and property owner by the BOH, and shall:

- i. Specify the nature of the violation and the schedule for compliance;
- ii. Order any corrective actions that must be undertaken to remedy any violation of this regulation, and
- iii. Order any preventative measure necessary to avoid future violations.

d. Any licensee may request a hearing before the BOH after receiving a notice of a violation. Such request must be made in writing and submitted to the BOH within ten (10) days of receipt of written notice of any violations.

e. At a public hearing in response to a licensee's request for a hearing, the BOH may deny, uphold, or uphold or deny in part, the violation.

Section 13. Inspections

The BOH or its designees may inspect a beehive at any time to investigate whether there has been a violation of this regulation. The BOH or its designees shall conduct an inspection when any of the following apply:

a. The BOH has received a written or oral complaint about the keeping of bees; or

b. The BOH has received an application for the issuance of a license or a request for a variance or a request for the modification of any license. There may be one or more inspections conducted by the BOH or its designees during the application process.

Section 14. Imminent Health Hazards

If the BOH or its designees determines that a beehive causes an imminent health hazard, the BOH or its designees may require that the beehive be immediately removed at the beekeeper's expense without a hearing.

Section 15. Penalties

a. Any person who violates any provision of this regulation may be penalized by a non-criminal disposition process as provided in R.R.O. 1.12, Article III, and 1.16, including applicable fines.

b. Each day or portion thereof shall constitute a separate offense. If more than one, each condition violated shall constitute a separate offense.

c. Any person who violates any provision of this regulation may be penalized by a complaint brought in a court of competent jurisdiction as provided by M.G.L. ch. 218, § 26. Except as may be otherwise provided by law and as the court may see fit to impose, the maximum penalty for each violation, consistent R.R.O. 1.16, shall be three hundred (\$300) dollars. Each day or portion thereof shall constitute a separate offense. If more than one, each condition violated shall constitute a separate offense.

d. A beekeeper shall be wholly liable for any and all costs related to remediating any violation of this regulation as forth in M.G.L. ch. 111, § 124, including but not limited to any beehive, apiary, colony or swarm. Consistent with R.R.O. 1.16, Article III, and Chapter 497 of the Acts of 1991, a lien may be placed on the property of any person who has an outstanding balance due the city from any

penalties, fines, assessments or other charges resulting from violations of any city or state sanitary regulation or code.

Section 16. Severability


If any provision, clause, section, sentence, or paragraph of the above regulation shall be held to be invalid, such invalidity shall not affect the remaining provisions of this regulation. The valid part of any provision, clause, section, sentence, or paragraph shall be given independence from the invalid provisions, and to this end the provisions are hereby declared to be severable.

Section 17. Effective Date:

This regulation shall take effect on 12/7/21

Signatures of BOH members:







REGLAMENTO COMPLETO DE APICULTURA

REVERE BOARD OF HEALTH REGULATION FOR THE KEEPING OF CHICKENS

WHEREAS, the Revere Board of Health seeks to promote the creation of urban agriculture initiatives to support local access to healthy food; and

WHEREAS, the Revere Board of Health recognizes the benefits of local food sources as a sustainable practice capable of delivering food of high quality at low cost,

NOW THEREFORE, the Revere Board of Health promulgates the following regulation to protect the health of Revere residents, workers, and visitors.

.....

Section 1. Purpose

The purpose of this regulation is to protect the public health of Revere residents, workers, and visitors while promoting healthy and safe local food access through regulation of the keeping of chickens.

Section 2. Authority

This regulation is adopted under the authority of M.G.L. ch. 111, §§ 31 and 122, Revere Revised Ordinance 17.16.470, and pursuant to any other authority conferred by state or local laws on the Revere Board of Health. Pursuant to this authority, the Board of Health designates the city of Revere Health Department or the Department of Municipal Inspections (a/k/a Inspectional Services Department) and its Inspectors to carry out its role in the administration and enforcement of this regulation.

Section 3. Definitions

Accessory structure: Shall mean a structure incidental to and located on the same lot with a principal building.

BOH: Shall mean the city of Revere Board of Health.

Chicken: Shall mean the common domestic fowl - *Gallus gallus domesticus*.

Coop: Shall mean an enclosed structure with indoor area where chickens can roost and lay eggs.

Hen: Shall mean a mature female domestic chicken.

Run: Shall mean an outdoor enclosed area that chickens are confined to that is connected to a coop.

Pests: Shall refer to rodents, vermin, and insects, including vectors that transmit diseases to humans, such as flies and mosquitoes.

Person: Shall mean a person, persons, association, partnership trust, company, corporation, or other legal entity.

Predator: Shall mean any creature that would seek to harm or consume chickens, including but not limited to, dogs, cats, coyotes, birds of prey, racoons, and skunks.

Property Owner: Shall mean every person who has legal title or the right to occupy or control any parcel of land, whether built upon, vacant or otherwise.

Rooster: Shall mean a male domestic chicken.

Section 4. General Requirements

- a. All persons keeping chickens in Revere shall do so in compliance with all applicable federal, state, and local laws, rules and regulations including, but not limited to R.R.O. Title 17, Section 16.470.
- b. Persons who keep chickens shall not do so in a manner that would constitute a nuisance as set forth in M.G.L. ch. 111, § 122 or result in any unsanitary condition.
- c. No roosters or crowing hens are permitted.
- d. The number of hens shall be limited to six (6).
- e. The BOH or its agent may order the removal of the chickens upon a determination that the chickens pose a health risk or nuisance.

Section 5. Structure Requirements for Keeping Chickens

- a. A coop must have a minimum interior floor surface of at least two (2) square feet per chicken.
- b. A run area is required and must have a minimum ground surface area of at least ten (10) square feet per chicken.
- c. Structure can have a maximum height (at the highest point of structure) of eight (8) feet.
- d. Entire structure (coop and run) must be less than 120 square feet and must comply with all state and local building codes (including electrical and plumbing permits, if needed).
- e. Consistent with R.R.O. 17.16.260(F)(1), coop and run structure must be located at least two (2) feet from rear property line and five (5) feet from side property line and follow all municipal building and setback requirements.
- f. Coop and run structure is not permitted in front or side yards.

g. Coop and run structure shall be located more than 200 feet from the high-water mark of any known source of drinking water supply or any tributary thereof, and more than 50 feet from any well.

h. Coop and run structure must be constructed securely to exclude pests and predators and must be completely enclosed.

Section 6. Management Requirements for Keeping Chickens

a. Perceptible noise from chickens at the property boundary must conform to the existing noise ordinance, R.R.O. 9.08.050 – 090.

b. Chicken bedding and waste must be discarded as per existing municipal waste regulations (R.R.O 8.06.020) or composted on-site responsibly, in an appropriate composting container.

c. Odors from chickens, manure, or other chicken-related substances shall not be perceptible at the property boundaries.

d. Any person keeping chickens must always do so in a humane manner, including but not limited to, access to fresh food and water, protection from predators, threats, and harm, and protection from elements as needed. Coop and run must be kept clean and well maintained.

e. All chickens shall be confined to the license holder's property at all times.

f. Necessary measures must be taken to prevent a buildup of pest and rodent populations due to the presence of chickens on the property.

g. Hens may not be kept in the home unless on a temporary basis for health or safety reasons, so long as hens are kept in a suitable "hospital" or "quarantine" cage setup.

h. Chicken feed must be kept stored in pest-proof containers and/or kept within the pest-proof coop and run structure at all times.

i. Chickens shall not be butchered within sight of neighbors and meat must not be sold.

j. When a chicken dies it must be disposed of in a sanitary manner:

i. Secured in a triple-layered plastic wrap or bags and disposed of with municipal waste as per regulations, or

ii. Taken to veterinarian for disposal, or

iii. Buried in backyard, at least two (2) feet deep, not within 50 feet of water drinking water source including a well, with heavy objects placed on top of burial site

k. In the event of unexpected die off of more than one (1) chicken in the flock within two (2) weeks of each other, licensee must report event to the BOH within two (2) business days.

Section 7. License Required

No person shall keep chickens in Revere without obtaining a license to do so from the BOH.

Section 8. License Application Requirements

Each person proposing to keep chickens shall submit an application to the BOH that shall include the following:

- a. Applicant name, address, and contact information.
- b. A scale drawing (hand-drawn or electronic) of the property, which depicts the proposed coop and run location, dimensions of each, and proximity to property lines and accessory structures.
- c. Written consent of the property owner(s), if applicant is not the property owner.
- d. Written verification of all immediate abutters to the address on application stating they have been notified of the applicant's intent and informed that they have the right to express concerns to the BOH at public hearing where application is being considered for issuance or renewal.
- e. Application must also include
 - i. Detailed waste management plan that includes cleaning practices for coop and run structure, feed and water containers, and
 - ii. Detailed plan for dealing with sick chickens including plan for veterinary care, and
 - iii. Detailed emergency plan in event chickens need to be evacuated or temporarily relocated.
- f. The applicant shall apply for a license on the form to be provided by the BOH. All materials submitted in a license application shall be considered part of any license issued by the BOH.
- g. After a license to keep chickens has been issued, no modifications to plans submitted in support of an application to obtain said license shall be made unless such modified plans have been approved by the BOH.
- h. Licenses issued by the BOH are personal to the licensee and shall not be transferable. A new license application must be submitted to the BOH whenever there is a new owner seeking to keep chickens on said property. Any sale or transfer of the property that houses chickens shall require immediate written notification by the person to the BOH. If the new property owner does not consent to the continued keeping of chickens at the property, the licensee shall cease the keeping of chickens at the property and promptly surrender any license to the BOH.
- i. The license application fee for the issuance of a license shall be fifty (\$50) dollars and shall be due at the time the applicant submits the license application to the BOH.

Section 9. Renewals

a. All licenses to keep chickens may be renewed annually. A person seeking to renew a license to keep chickens shall submit an application for renewal to the BOH no later than March 1st of each year. The applicant shall apply for a renewal on a form provided by the BOH. Failure to timely apply for a renewal of license shall result in the termination of the license

b. The application fee for a license renewal shall be twenty-five (\$25) dollars and shall be due at the time the applicant submits the application to the BOH.

Section 10. Notification

Upon receipt of a complete application for the issuance of a license for the keeping of chickens, the BOH shall provide written notification to the applicant and the owner of the property where the chicken keeping is proposed. Such notice shall provide the date and time of the public hearing of any such application or request. Such notification shall be made by certified mail, return receipt requested.

Section 11. Hearings

a. The BOH shall conduct a public hearing to consider the issuance, suspension, and revocation of licenses.

b. The BOH shall conduct public hearings as needed. Two hearing officers shall constitute a quorum for the purpose of convening a hearing and of conducting the business of the BOH pursuant to this regulation.

c. The BOH shall not consider any application for a license or renewal of a license unless the BOH has received applications that are complete.

d. The BOH shall not issue a license if the BOH determines the keeping of chickens poses a health risk of nuisance to the public or to a person(s) who lives directly adjacent to or at the property where chicken keeping is proposed. In making its determination, the BOH shall provide evidence of such risk. "Health risk" shall mean the likely possibility of physical injury or harm to one or more person(s) caused by the keeping of chickens.

e. Health Inspectors or other staff of the Department of Municipal Inspections (a/k/a Inspectional Services) or Public Health Department shall present his or her recommendations to the BOH at a public hearing as to whether a license should be issued, suspended or revoked.

f. The BOH, in its sole discretion, may approve or reject the entirety or portions of an application for the issuance of a license or may require modifications to any of these before any such issuance is approved.

g. An applicant for the issuance of a license or any licensee subject to suspension or revocation shall have a right to be heard at a public hearing before the BOH prior to the BOH rendering a decision.

h. The BOH may promulgate guidance for orderly procedure at hearings and for the proper implementation of the BOH's responsibilities under this regulation.

Section 12. Enforcement and Violations

a. Authority to enforce this Regulation shall be held by the BOH or its designee.

b. Any violation of this regulation may be enforced by the BOH through its designee Health Inspectors and or Director of Public Health, including any violation for noncompliance of any provisions of the State Sanitary Code (105 CMR 410), and may be subject to the penalties set forth in R.R.O. 1.12 Article III, and 1.16 and/or in the manner provided in M.G.L. ch. 111 § 187.

c. Written notice of any violation of this regulation shall be sent to the chicken keeper and property owner by the BOH, and shall:

- i. Specify the nature of the violation and the schedule for compliance;
- ii. Order any corrective actions that must be undertaken to remedy any violation of this regulation, and
- iii. Order any preventative measures necessary to avoid future violations.

d. Any licensee may request a hearing before the BOH after receiving a notice of a violation. Such request must be made in writing and submitted to the BOH within ten (10) days of receipt of written notice of any violations.

e. At a public hearing in response to a licensee's request for a hearing, the BOH may deny, uphold, or uphold or deny in part, the violation.

Section 13. Inspections

The BOH or its designee may inspect a chicken coop at any time to investigate whether there has been a violation of this regulation. The BOH or its designee shall conduct an inspection when any of the following apply:

a. The BOH has received a written or oral complaint about the keeping of chickens; or

b. The BOH has received an application for the issuance of a license or a request for the modification of any license. There may be one or more inspections conducted by the BOH or its designees during the application process.

Section 14. Imminent Health Hazards

If the BOH or its designees determines that a chicken flock causes an imminent health hazard, the BOH or its designees may require that the chickens be immediately removed at the chicken keeper's expense without a hearing.

Section 15. Penalties

- a. Any person who violates any provision of this regulation may be penalized by a non-criminal disposition process as provided in R.R.O. 1.12, Article III, and 1.16, including applicable fines.
- b. Each day or portion thereof shall constitute a separate offense. If more than one, each condition violated shall constitute a separate offense.
- c. Any person who violates any provision of this regulation may be penalized by a complaint brought in a court of competent jurisdiction as provided by M.G.L. ch. 218, § 26. Except as may otherwise be provided by law and as the court may see fit to impose, the maximum penalty for each violation, consistent with R.R.O. 1.16, shall be three hundred (\$300) dollars. Each day or portion thereof shall constitute a separate offense. If more than one, each condition violated shall constitute a separate offense.
- d. A person who keeps chickens shall be wholly liable for any and all costs related to remediating any violation of this regulation as set forth in M.G.L. ch. 111, § 123. Consistent with R.R.O. 1.16, Article III, and Chapter 497 of the Acts of 1991, a lien may be placed on the property of any person who has an outstanding balance due the city from any penalties, fines, assessments, or other charges resulting from violations of any city or state sanitary regulation or code.

Section 16. Severability

If any provision, clause, section, sentence, or paragraph of the above regulation shall be held to be invalid, such invalidity shall not affect the remaining provisions of this regulation. The valid part of any provision, clause, section, sentence, or paragraph shall be given independence from the invalid provisions, and to this end the provisions are hereby declared to be severable.

Section 17. Recommendations

The following section details recommendations and best practices for chicken keeping. These recommendations are meant to help applicants be successful in the keeping of chickens and comply with the above regulations.

- Applicant should familiarize his/herself with educational materials and best practice methods for backyard chicken keeping. Some resources are listed below
 - o www.yardbirdsbackyardchickens.com
 - o www.backyardchickens.com
- If utilizing a pre-fabricated coop and run structure ensure that it meets the minimum size requirements outlined above before purchase.
- Learn about veterinarians in the area who handle chickens. Become familiar with office hours and contact information.
- If keeping non-mature hens in anticipation that replacement of some of the current mature flock is necessary, no more than 12 hens in total should be kept.

- Ensure easy access to an appropriate amount of pet carriers for entire flock if emergency removal is necessary.
- A coop and run structure with a completely rain-proof roof is highly recommended.
- ½ inch hardware cloth is highly recommended for use throughout the coop and run structure for pest and predator prevention. Bury hardware cloth around the entire perimeter of the structure for further pest prevention.
- ¾ - 1 inch lath screws are recommended when attaching hardware cloth to structure.
- Ensure coop has appropriate natural light and ventilation for both summer heat and winter cold. This includes hardware cloth-covered windows, doors, or other ventilation openings on all 4 walls of structure that open and close completely.
- To ensure appropriate setback requirements are met, request property line assessment from City of Revere Assessor's office. Do not assume that current fence lines or assumed property divisions are correct.
- Use pine shavings for coop floor and nesting boxes instead of straw or hay.
- Wash hands appropriately after handling chickens, bedding, waste and after collecting and cleaning eggs.
- Collect eggs daily.
- Ensure that entire flock has access to clean water and food on a daily basis.
- Rinse and scrub water delivery system and large messes inside coop and run on a weekly or biweekly schedule.
- Clean out all shavings in the coop and nest boxes and replace with fresh shavings on a monthly basis.
- When composting bedding and manure, plan ahead. Often the volume of these materials will be too large for a typical urban compost bin. Become familiar with urban compost providers in the area. Become familiar with appropriate methods of composting.

Section 18. Effective Date:

This regulation shall take effect on March 24, 2022

Signatures of BOH members:

Meluhmadoli

Craig A. Postanza
