

8/26/2024

13:44:53

EST

Trustees Meeting

Monday, November 18, 2024
18 Arsenal Street, Augusta, ME
6:00 PM



Greater Augusta
Utility District

Water | Wastewater | Stormwater

01:15

Ken Knight, Board Chair

Introduce attendees

Agenda additions

Public comment

Old business - approve meeting minutes

Motion 1: I move to accept the Board meeting minutes for October 21, 2024.

Old business - Rate committee updates

- Rate committee did not meet in November

Kennebec River Utility Crossing

- Contracts 1-4 complete, pending release of retainage.
- Contract 5 - Hospital St Booster Station Piping, Awarded to CH Stevenson for \$49,525. Q4 Construction.
- Fiber - meeting on Wednesday with GoNetSpeed to work on services and lease agreements.



Front Street Sewer Pump Station

- The wetwell is installed.
- The contractor will be working on piping next.
- The rail trail is closed from Memorial Bridge north along the river to just beyond IF&W on Front Street.
- The valve vault is expected to be placed in a couple weeks.




Turtle Run Water Main Replacement

- The water main is installed and tested.
- The contractor is hoping to pave this week.
- The remaining service work is expected to happen before the end of the month.



Riverside Drive Hardness & PFAS/PFOA Pilot

- Pilot testing complete.
- Blueleaf is working on summarizing the results.



Hummingbird Lane Water Main Replacement

- Plans are complete, still hoping to bid by the end of the month.



Bangor Street

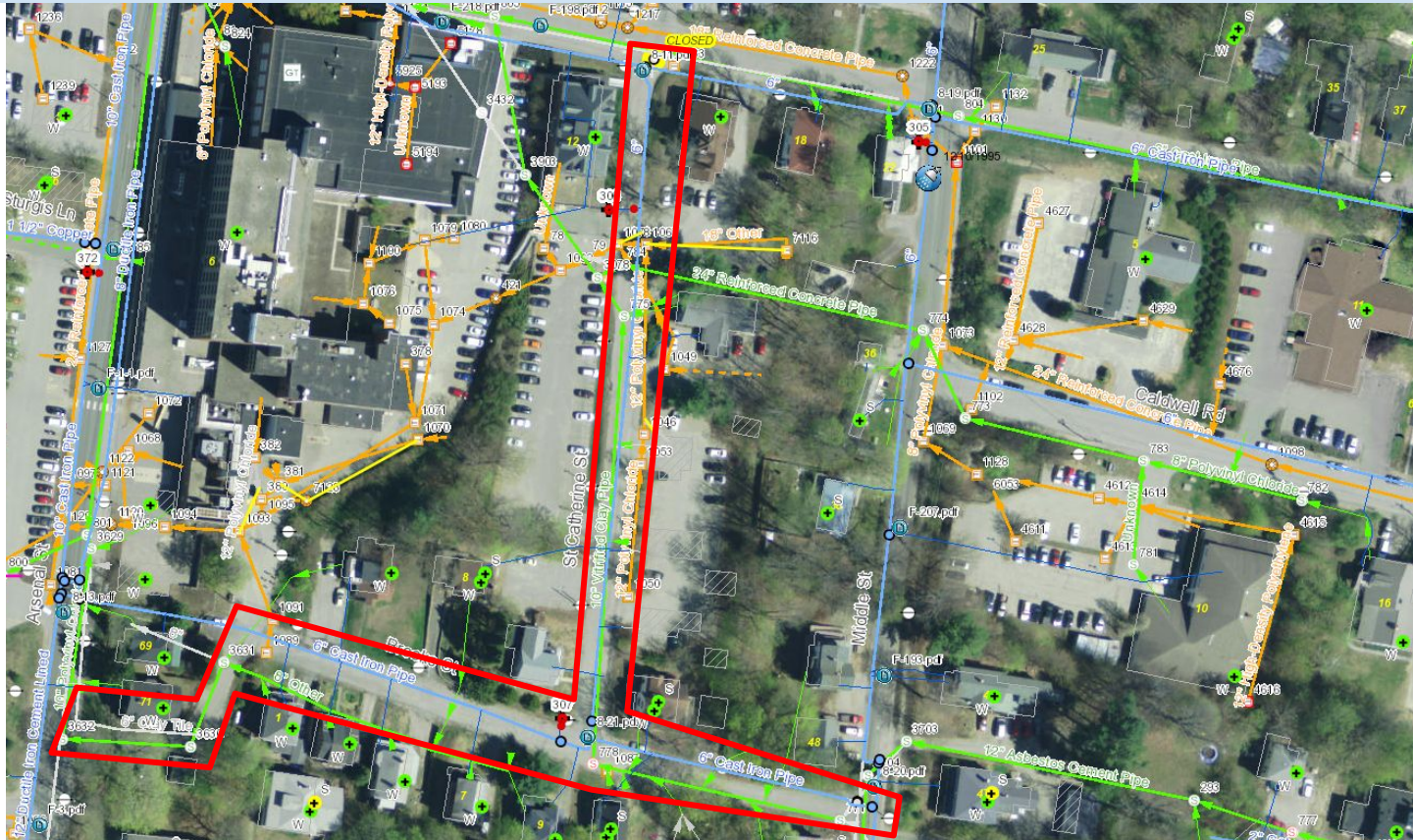
Cured In Place Pipe Lining - 16,600'

- 100% complete
- Reviewing inspection records.
- 16,645 ft, \$1.03M, this work would be over \$7M if trenched in place.
- Epoxy coated structures.



Brooks & St. Catherine Water/Sewer/Storm/Road Rebuild

- Sewer 500'
- Water 600'
- Storm 1,000'
- Project with the City of Augusta road reconstruction.
- 2025 Construction
- 50% design, bidding this winter.



TL 2&4 Upgrades

- Planning & permitting
- Consolidate 2 stations into 1.
- 2,400' of 18" gravity to connection stations.
- 11,200 feet FM
- 7,300 feet of gravity in Hallowell
- > \$10M in construction
- \$2M CDS Secured.



WWTF Updates

CIP Item	Budgeted	Encumbered	Remaining	Comments
Driox system repairs (CIP #24010)	\$10,000	\$13,212	-\$3,212	Complete.
Replace PSA sieve (CIP #24016)	\$75,000	\$66,206	\$8,794	Complete, the work went well.
Aeration tank shaft (CIP #24009)	\$14,950	\$12,655	\$2,295	Complete, Will close out PO
Install new pump/coupling	\$24,000		\$24,000	On hold
Penn Valley pumps parts (CIP #24018)	\$7,500	\$6,526	\$974	Ordered, self perform the work.
Tank drain pump (CIP #24008)	\$25,000	\$25,724	-\$724	Complete, Will close out PO
Chemical bay piping	\$10,000		\$10,000	This work is ongoing, Q4.
Secondary clarifier #3 (CIP #24011)	\$449,900	\$161,301	\$288,599	Equipment is expected before the end of November.
Total	\$616,350	\$285,624	\$330,726	Budget spent to date: 54%

Secondary Clarifier No. 3

- December Equipment Delivery.
- New gearbox and drive assembly.
- Replace bridge supports.
- Pre-purchased equipment for \$160k
- Installation \$158k
- Total Budget \$450k



Bidder	Total
T-Buck Construction	\$234,813.00
Apex Construction	\$196,400.00
Northeast Earth Mechanics	\$158,000.00

New business - policy review - FOG / Pat Gilbert

- Handout at meeting - draft fats / oil / grease policy
- Update from Pat Gilbert



Total records



Total participants



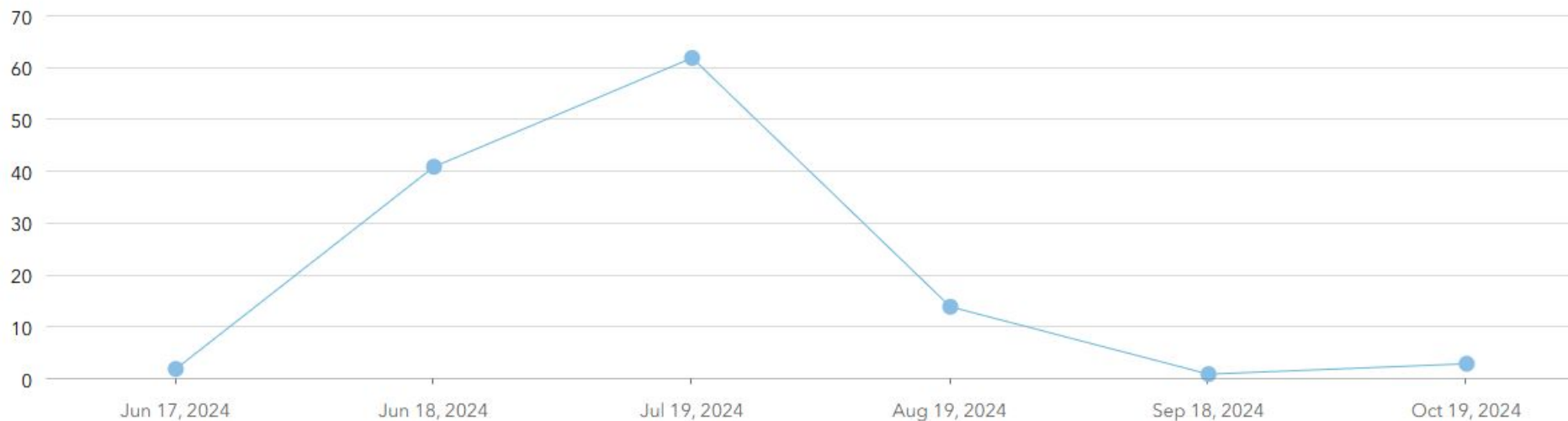
First submitted on



Last submitted on ⓘ

Surveys count: 123 (total: 123)

📅 6/17/24 - 11/18/24



Old business - General Manager's report

- Ken Knight, 21
- Lee Cumber, 32

Policies for discussion in December:

- Flat rate sewer customers
- Private work in streets under GAUD permit
- Fats, oils and grease

Old business - PFAS update - 5e

Sample date	Sample site	PFOS (ppt)	PFOA (ppt)	PFNA (ppt)	PFHxS (ppt)	PFHpA (ppt)	PFDA (ppt)	Sum (ppt)	Method
3/22/2023	Triangle Station - combined	ND	ND	ND	ND	ND	ND	ND	537.1
3/22/2023	Riverside Station - combined	3.87	4.66	ND	ND	ND	ND	8.53	537.1
11/4/2024	Riverside Station - combined	9.03	8.05	<2.00	2.44	3.74	<2.00	23.3	533

Takeaways

- Recent sample “sum of 6” exceeds state levels for the first time at 23.3 ppt (limit is 20)
- Next highest level was 17.35 in 2022; 15 and 16 in 2021

Old business - PFAS update - 5e

Options

- Operate east side wells
 - Verify - was fall 2024 sample anomaly?
- Stop operating east side wells

Recommendation

- Stop operating east side wells
- Keep them in standby
- Continue with PFAS removal design

October, 2024 Water income statement summary

- Revenue was **\$5.6M** which is **24% over budget** and approximately **\$712K above** the same period last year. This is due primarily to grant funds received for the River Crossing Project.
- Expenses were **\$3.4M** which is **5% under budget** and approximately **\$369K above** the same period last year.

Water Revenue

	Budget	Actual YTD	% used
Metered	3,120,917	2,984,043	96%
Fire Protection	1,832,919	1,661,787	91%
Investment income	5,000	41,186	824%
Other Income/Grants	250,000	894,873	358%
Sum:	5,208,836	5,581,890	107%

Water Expenses

	Budget	Actual YTD	% used
Labor and fringe	2,098,687	1,512,581	72%
Power	254,100	230,219	91%
Supplies	311,440	370,598	119%
Debt interest	85,470	71,594	84%
Depreciation	1,065,208	785,782	74%
Other	547,882	447,584	82%
	4,362,787	3,418,360	78%
Revenue - expense	846,049	2,163,530	

Beginning cash: \$3.3M

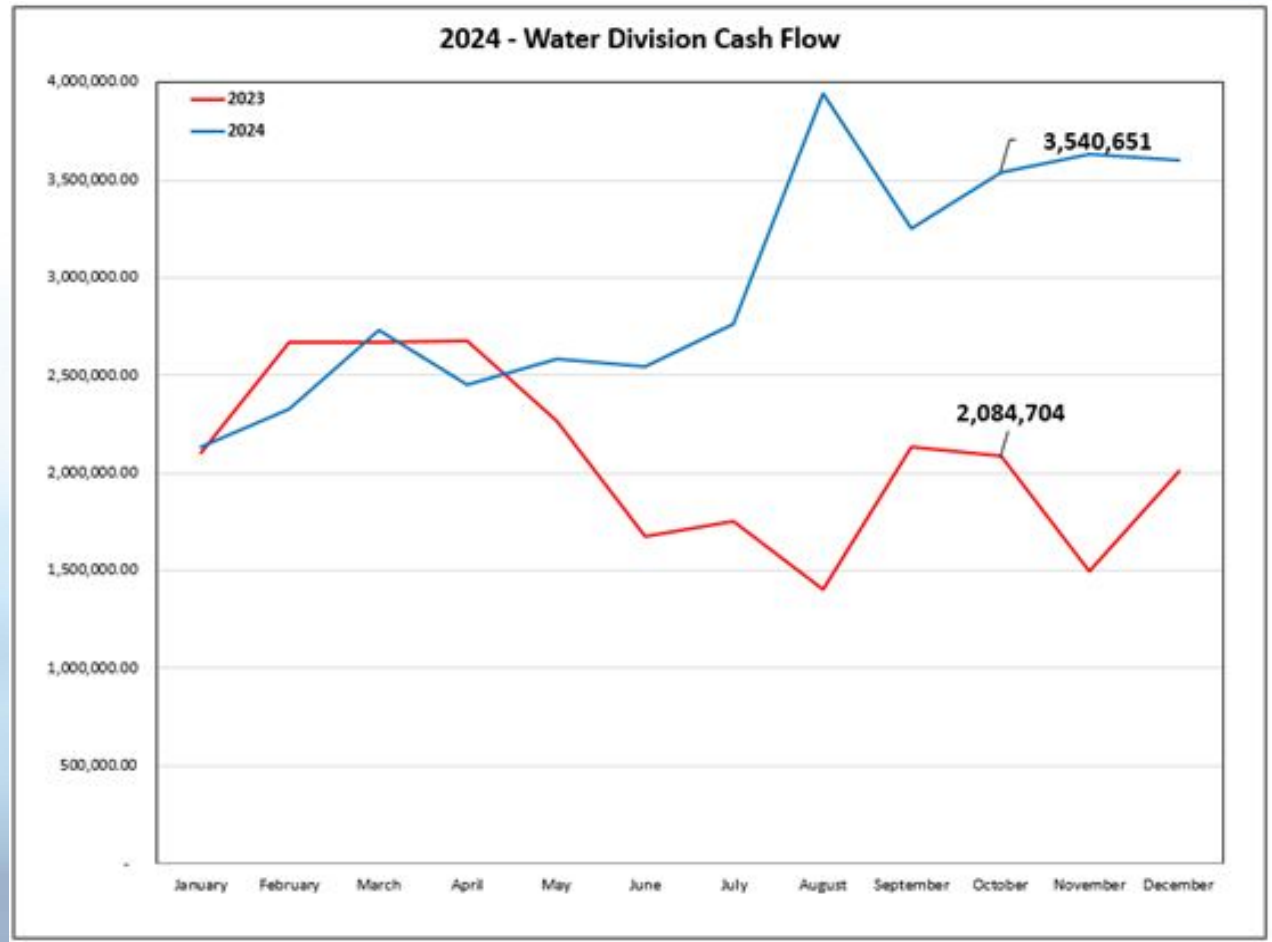
Revenue

- \$811K Operating

Expenses

- \$420K O&M
- \$106K CIP

Ending cash: \$3.5M



October, 2024 Sewer income statement summary

- Revenue was **\$5.4M** which is **11% over budget** and approximately **\$835K above** the same period last year.
- Expenses were **\$4.2M** which is **6% under budget** and approximately **\$280K above** the same period last year.

Sewer Revenue

	Budget	Actual YTD	% used
Flat rate	15,464	20,706	134%
Metered	4,402,811	4,047,378	92%
Trunkline	976,000	778,005	80%
Investment income	5,000	41,186	824%
Other Income/Grants	405,692	541,853	134%
Sum:	5,804,967	5,429,128	94%

Sewer Expenses

	Budget	Actual YTD	% used
Labor and fringe	1,964,142	1,297,301	66%
Power	318,995	366,827	115%
Supplies	316,735	218,005	69%
Debt interest	274,068	212,330	77%
Depreciation	1,519,224	1,213,815	80%
Other	1,096,131	936,850	85%
	5,489,295	4,245,128	77%

Revenue - expense	315,673	1,184,000
-------------------	---------	-----------

Beginning cash:
(\$631K)

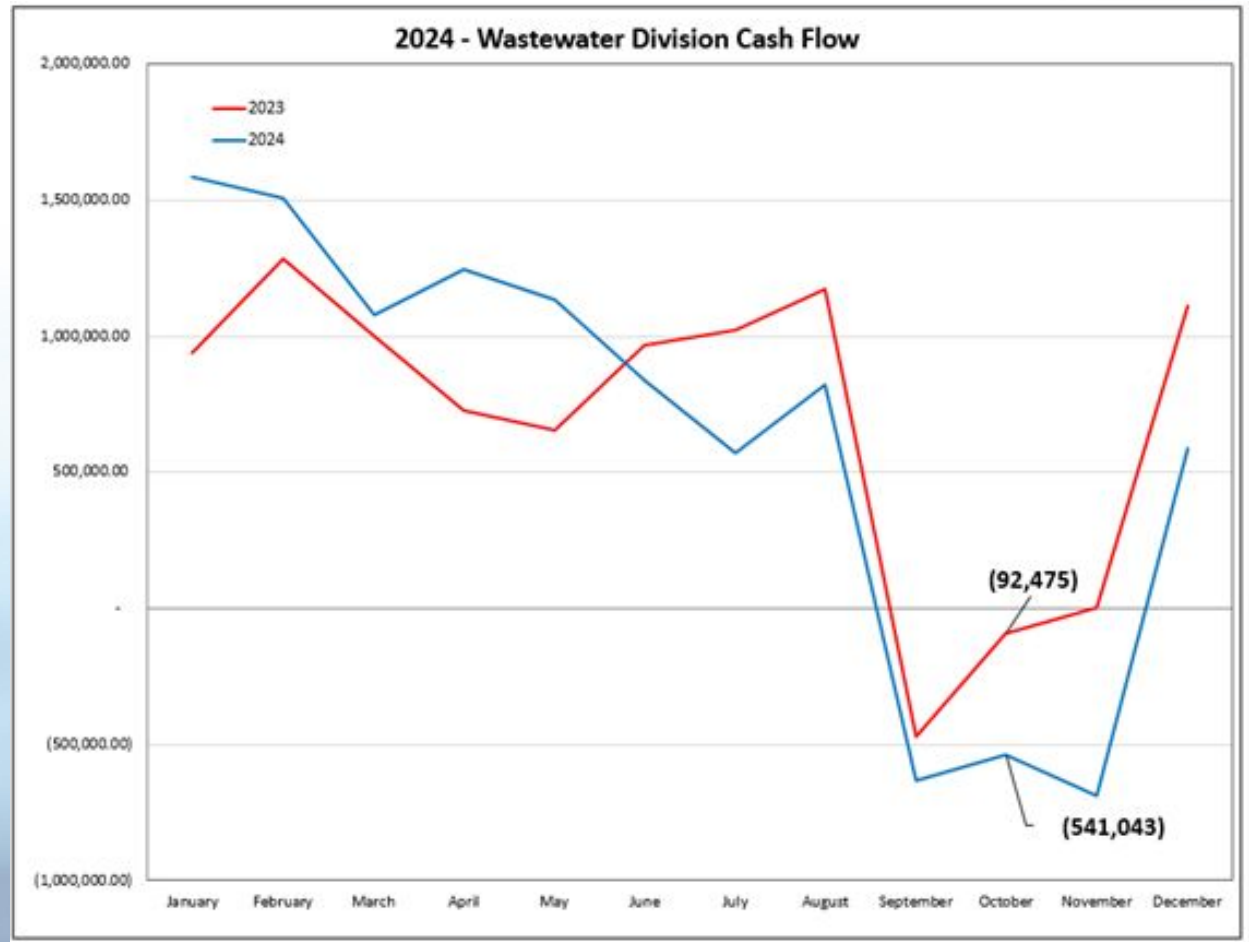
Revenue

- \$818K Operating

Expenses

- \$86K O&M
- \$642K CIP

Ending cash: (\$541K)



October, 2024 Stormwater income statement summary

- Revenue was **\$3.6M** which is **4% over budget** and approximately **\$111K below** the same period last year.
- Expenses were **\$2.2M** which is **13% under budget** and approximately **\$134K below** the same period last year.

	Storm Revenue		
	Budget	Actual YTD	% used
Stormwater	4,123,015	3,421,351	83%
Investment income	5,000	41,186	824%
Other Income/Grants	-	125,598	0%
Sum:	4,128,015	3,588,135	87%

	Storm Expenses		
	Budget	Actual YTD	% used
Labor and fringe	1,284,263	803,227	63%
Power	133,998	133,849	100%
Supplies	202,390	142,425	70%
Debt interest	89,161	53,761	60%
Depreciation	953,995	735,488	77%
Other	412,210	285,593	69%
	3,076,017	2,154,343	70%
Revenue - expense	1,051,998	1,433,792	

Beginning cash: \$3.2M

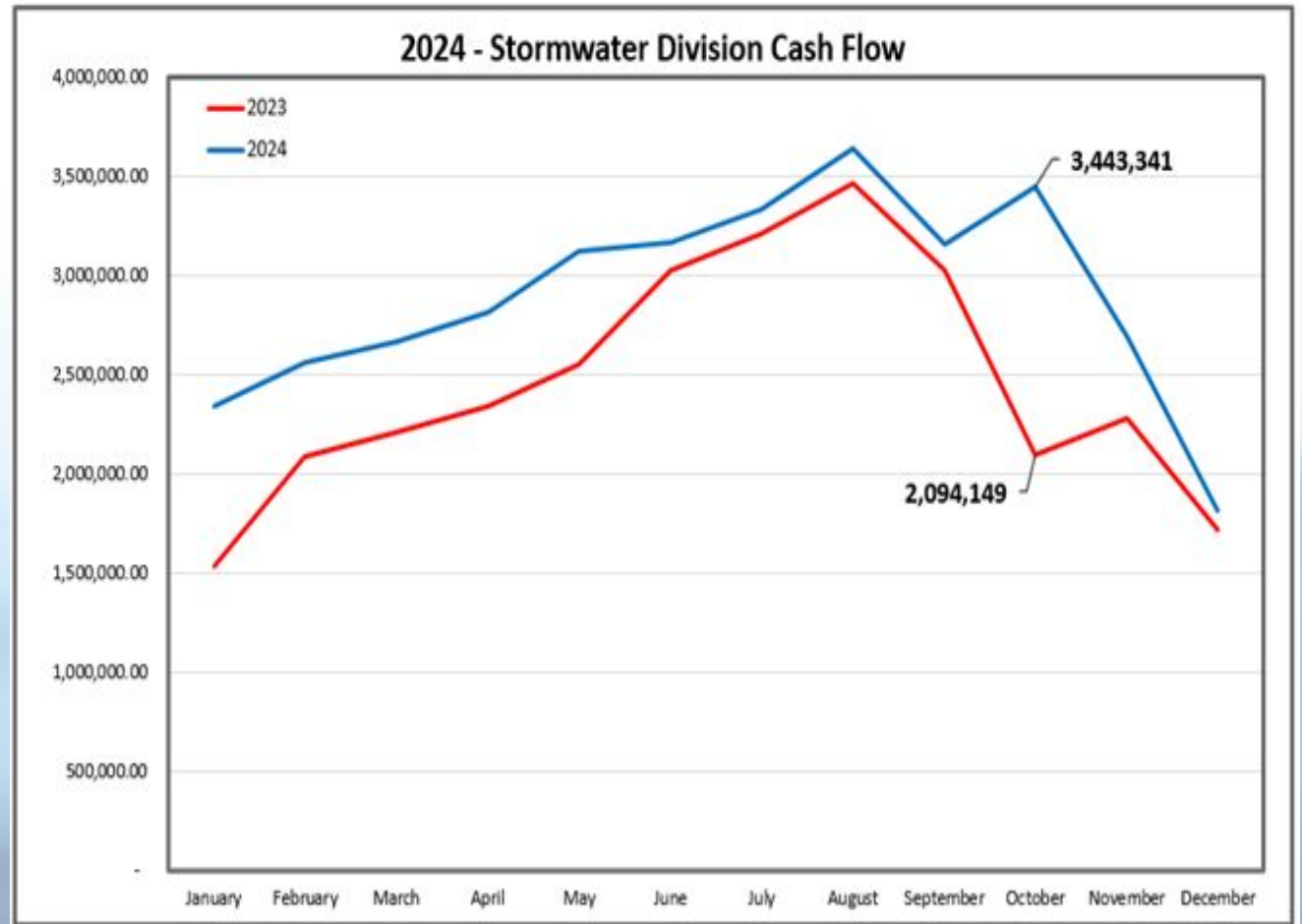
Revenue

- \$434K Operating

Expenses

- \$150K O&M

Ending cash: \$3.4M



New business - 2025 Operating budget highlights

	2024 Projections		2025 Proposed Budget		Change	
Division	Revenue	Expense	Revenue	Expense	Revenue	Expense
Water	\$ 6,830,222	\$ 4,285,724	\$ 6,783,758	\$ 4,742,100	-1%	11%
Sewer	\$ 6,497,467	\$ 5,077,805	\$ 7,072,666	\$ 5,409,398	9%	7%
Storm	\$ 4,245,086	\$ 2,920,748	\$ 4,067,397	\$ 3,293,167	-4%	13%
Total	\$ 17,572,775	\$ 12,284,277	\$ 17,923,821	\$ 13,444,666	2%	9%

- Includes vacancies for (2) Utility Workers, (1) pump station crew member.
- Projected 9% increase in health benefits, 3% in other benefits
- Reflects a 5% wage increase
- Power increase of 5%
- Chemical increase of 8%

New business - no liens

New business - Policy Review

Motion 2: I move to approve the remote meeting policy as presented.

Communications Update

- Burgess Advertising
- Quarterly metrics

New business - HR Update with Alan Burton

- Open positions:
 - (2) Utility workers



New business - Executive Session

Motion 3: I move to enter executive session to discuss negotiations relating to the collective bargaining agreement between GAUD and Teamsters Local 340 pursuant to MRS §405 6 D.

Calendar

Thursday, November 28, 2024	Thanksgiving Day	Holiday
Friday, November 29, 2024	Thanksgiving Friday	Holiday
Monday, December 16, 2024	Regular meeting	12 Wms shop
Wednesday, December 25, 2024	Christmas Day	Holiday

Public Comment

Email contact@gaud.ws

Review any public comment received during the meeting.

MEET OUR TRUSTEES

WE INVITE YOU TO OUR MEETINGS—IN PERSON, ONLINE, OR STREAMING LATER

NEXT MEETING

Monday, August 19, 2024, 6:00 PM Regular Meeting

GAUD 1926 Garage, 15 Arsenal Street, Augusta, Maine

- Agenda and informational content

ATTEND ON GOOGLE MEET >

WATCH PREVIOUSLY RECORDED MEETINGS >



Adjourn - Motion

Motion 4: I move that this body stand adjourned.

Good night!



Greater Augusta
Utility District

Water | Wastewater | Stormwater