

# City of Fairbanks

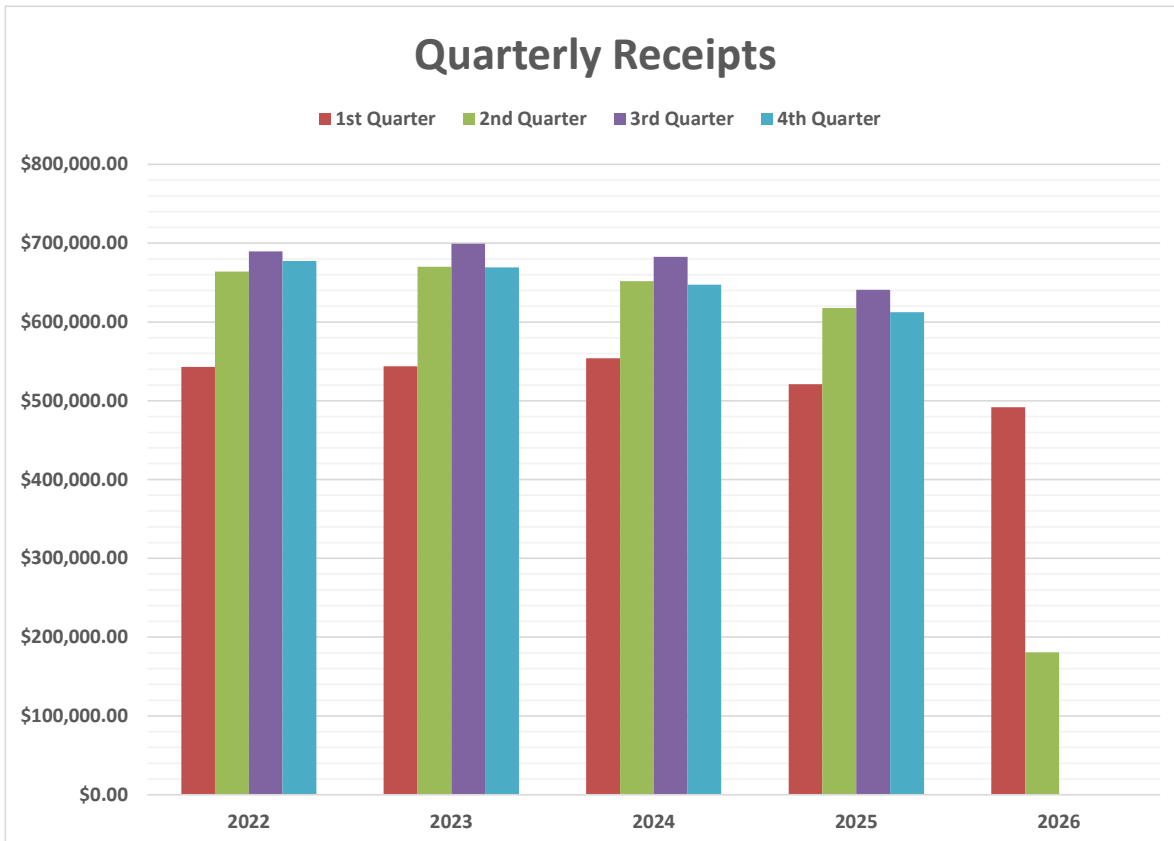
## Alcohol Sales Tax Collections

**\*PLEASE NOTE:** Monthly amounts may change due to late or amended filings

Month	2022	2023	2024	2025	2026
January	\$169,481.58	\$169,360.08	\$171,287.53	\$164,862.04	\$158,553.51
February	\$178,959.86	\$171,388.35	\$177,378.64	\$167,650.59	\$157,692.14
March	\$194,493.70	\$202,906.59	\$205,232.92	\$188,374.15	\$175,606.61
April	\$211,332.39	\$194,890.39	\$188,938.03	\$186,579.10	\$180,593.29
May	\$212,525.01	\$226,907.83	\$223,300.62	\$209,557.33	
June	\$239,865.38	\$248,053.43	\$239,311.99	\$221,784.15	
July	\$237,975.48	\$236,469.41	\$239,965.10	\$226,625.34	
August	\$226,110.19	\$240,198.09	\$230,383.40	\$221,919.30	
September	\$225,331.99	\$222,502.06	\$212,104.54	\$192,230.77	
October	\$207,744.11	\$207,094.02	\$199,424.13	\$192,132.14	
November	\$200,869.50	\$199,318.26	\$197,156.09	\$183,344.61	
December	\$268,931.10	\$262,819.54	\$250,914.89	\$236,980.54	
<b>Total</b>	<b>\$2,573,620.29</b>	<b>\$2,581,908.05</b>	<b>\$2,535,397.88</b>	<b>\$2,392,040.06</b>	<b>\$672,445.55</b>

Quarter	2022	2023	2024	2025	2026
1st Quarter	\$542,935.14	\$543,655.02	\$553,899.09	\$520,886.78	\$491,852.26
2nd Quarter	\$663,722.78	\$669,851.65	\$651,550.64	\$617,920.58	\$180,593.29
3rd Quarter	\$689,417.66	\$699,169.56	\$682,453.04	\$640,775.41	\$0.00
4th Quarter	\$677,544.71	\$669,231.82	\$647,495.11	\$612,457.29	\$0.00
<b>Total</b>	<b>\$2,573,620.29</b>	<b>\$2,581,908.05</b>	<b>\$2,535,397.88</b>	<b>\$2,392,040.06</b>	<b>\$672,445.55</b>

Annual	2022	2023	2024	2025	2026
<b>YoY % Change</b>	<b>1.17%</b>	<b>0.32%</b>	<b>-1.80%</b>	<b>-5.65%</b>	



# City of Fairbanks

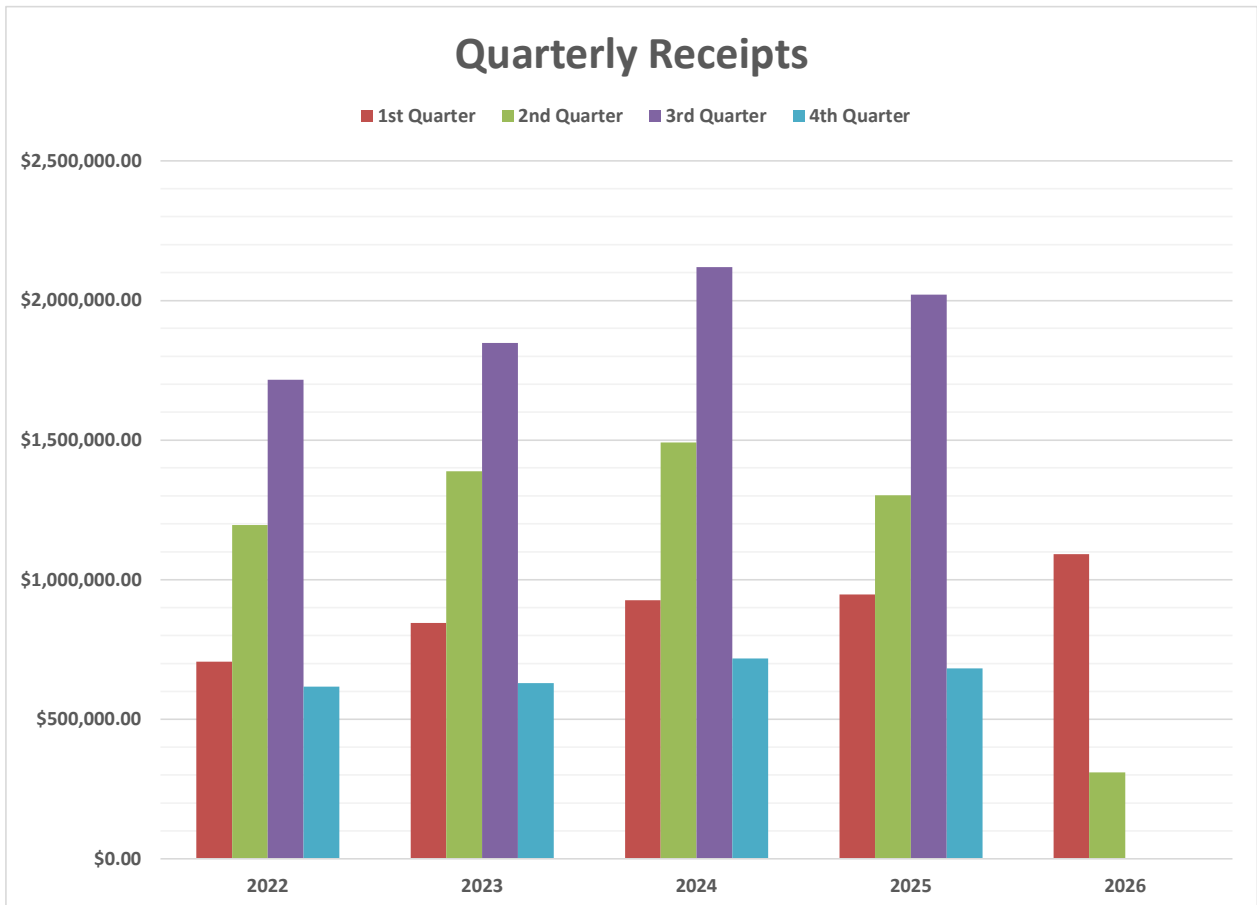
## Room Rental Sales Tax Collections

**\*PLEASE NOTE:** Monthly amounts may change due to late or amended filings

Month	2022	2023	2024	2025	2026
January	\$155,620.10	\$195,075.27	\$193,176.41	\$284,733.79	\$253,157.15
February	\$217,369.91	\$232,628.03	\$310,197.79	\$291,777.41	\$384,009.02
March	\$333,541.09	\$417,386.72	\$423,249.68	\$370,423.50	\$455,077.72
April	\$254,991.57	\$241,775.52	\$391,074.53	\$202,979.60	\$309,217.59
May	\$374,238.97	\$520,185.54	\$450,122.55	\$392,250.96	
June	\$566,573.60	\$626,803.88	\$649,377.54	\$707,141.58	
July	\$644,453.74	\$603,336.72	\$840,480.55	\$719,558.78	
August	\$653,548.90	\$775,425.19	\$768,659.70	\$759,005.39	
September	\$418,199.34	\$468,773.94	\$509,466.36	\$541,952.36	
October	\$218,671.61	\$247,619.93	\$266,707.86	\$240,692.57	
November	\$192,385.61	\$177,710.16	\$228,076.02	\$184,983.28	
December	\$205,596.69	\$204,568.60	\$222,411.89	\$255,728.12	
<b>Total</b>	<b>\$4,235,191.13</b>	<b>\$4,711,289.50</b>	<b>\$5,253,000.88</b>	<b>\$4,951,227.34</b>	<b>\$1,401,461.48</b>

Quarter	2022	2023	2024	2025	2026
1st Quarter	\$706,531.10	\$845,090.02	\$926,623.88	\$946,934.70	\$1,092,243.89
2nd Quarter	\$1,195,804.14	\$1,388,764.94	\$1,490,574.62	\$1,302,372.14	\$309,217.59
3rd Quarter	\$1,716,201.98	\$1,847,535.85	\$2,118,606.61	\$2,020,516.53	\$0.00
4th Quarter	\$616,653.91	\$629,898.69	\$717,195.77	\$681,403.97	\$0.00
<b>Total</b>	<b>\$4,235,191.13</b>	<b>\$4,711,289.50</b>	<b>\$5,253,000.88</b>	<b>\$4,951,227.34</b>	<b>\$1,401,461.48</b>

Annual	2022	2023	2024	2025	2026
<b>YoY % Change</b>	<b>34.77%</b>	<b>11.24%</b>	<b>11.50%</b>	<b>-5.74%</b>	



# City of Fairbanks

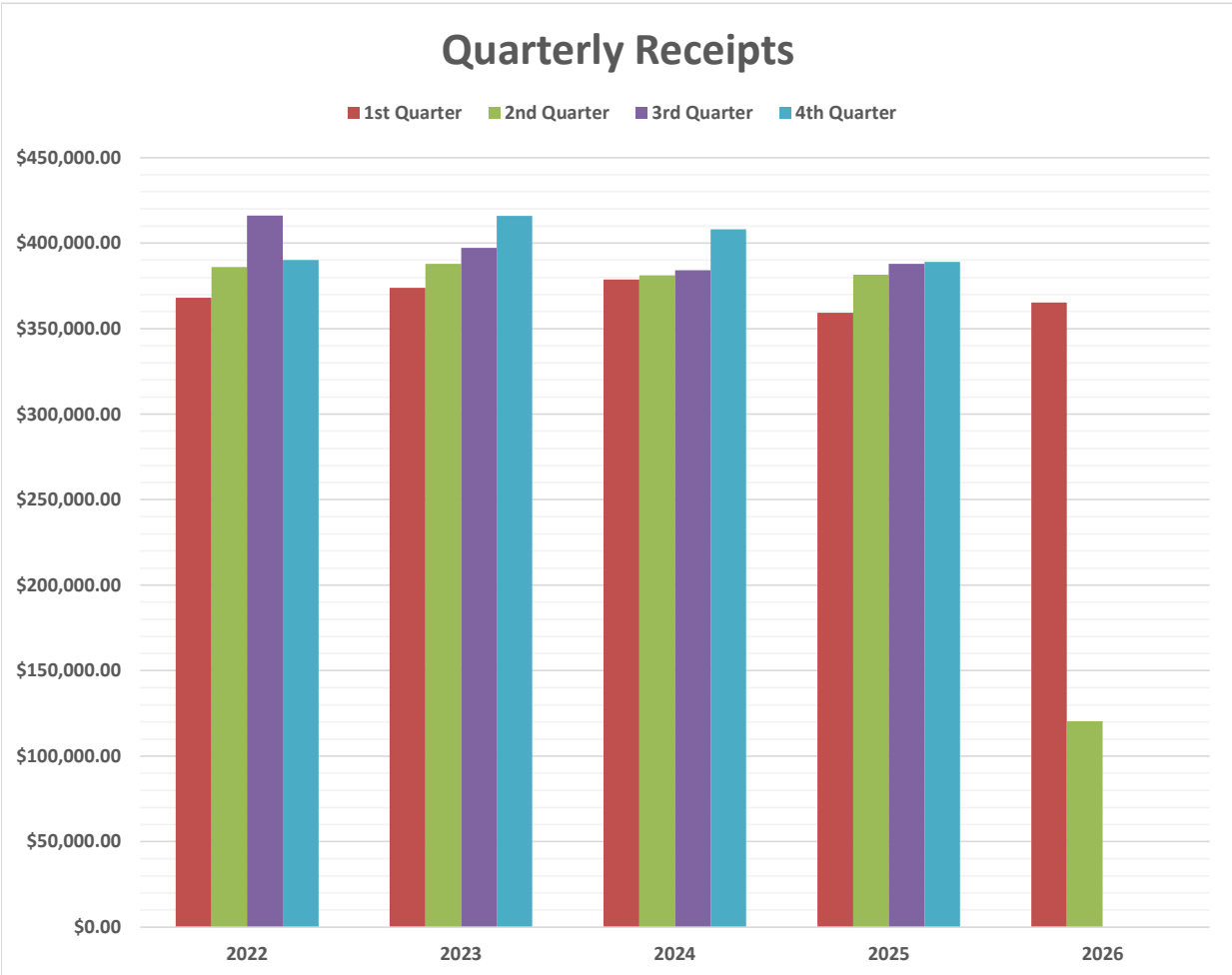
## Marijuana Sales Tax Collections

\*PLEASE NOTE: Monthly amounts may change due to late or amended filings

Month	2022	2023	2024	2025	2026
January	\$126,859.00	\$123,773.62	\$124,397.97	\$122,505.57	\$123,079.77
February	\$107,574.05	\$116,110.95	\$120,772.69	\$112,863.45	\$114,760.85
March	\$133,652.11	\$133,913.34	\$133,529.44	\$124,050.09	\$127,505.23
April	\$130,551.48	\$126,715.54	\$131,086.79	\$129,214.64	\$120,382.85
May	\$128,501.46	\$128,265.82	\$128,007.99	\$127,246.73	
June	\$126,916.93	\$132,940.27	\$122,099.79	\$125,133.57	
July	\$133,842.62	\$128,988.31	\$129,579.25	\$129,700.79	
August	\$137,757.87	\$136,357.12	\$131,418.40	\$134,934.72	
September	\$144,528.91	\$131,894.42	\$123,040.59	\$123,373.65	
October	\$129,949.98	\$140,347.50	\$135,567.07	\$133,470.70	
November	\$129,269.90	\$132,904.98	\$127,180.72	\$125,720.90	
December	\$130,987.41	\$142,740.39	\$145,270.73	\$129,940.59	
<b>Total</b>	<b>\$1,560,391.72</b>	<b>\$1,574,952.26</b>	<b>\$1,551,951.43</b>	<b>\$1,518,155.40</b>	<b>\$485,728.70</b>

Quarter	2022	2023	2024	2025	2026
1st Quarter	\$368,085.16	\$373,797.91	\$378,700.10	\$359,419.11	\$365,345.85
2nd Quarter	\$385,969.87	\$387,921.63	\$381,194.57	\$381,594.94	\$120,382.85
3rd Quarter	\$416,129.40	\$397,239.85	\$384,038.24	\$388,009.16	\$0.00
4th Quarter	\$390,207.29	\$415,992.87	\$408,018.52	\$389,132.19	\$0.00
<b>Total</b>	<b>\$1,560,391.72</b>	<b>\$1,574,952.26</b>	<b>\$1,551,951.43</b>	<b>\$1,518,155.40</b>	<b>\$485,728.70</b>

Annual	2022	2023	2024	2025	2026
YoY % Change	-1.04%	0.93%	-1.46%	-2.18%	



# City of Fairbanks

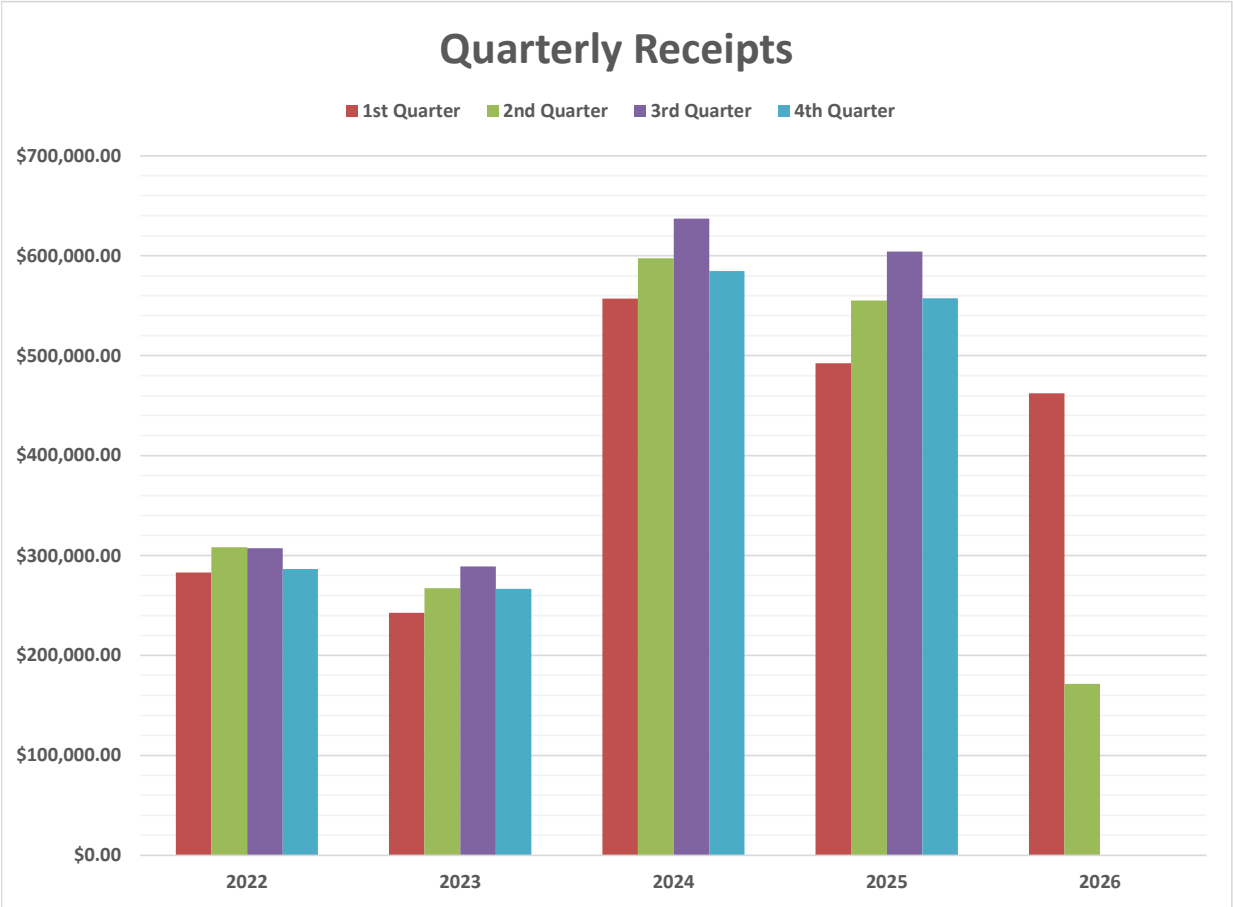
## Tobacco Excise Tax Collections

\*PLEASE NOTE: Monthly amounts may change due to late or amended filings

Month	2022	2023	2024	2025	2026
January	\$101,488.60	\$84,325.80	\$202,451.44	\$166,459.84	\$166,118.13
February	\$78,737.26	\$72,170.83	\$189,622.14	\$169,786.53	\$137,633.91
March	\$102,778.30	\$86,180.93	\$164,999.26	\$156,154.70	\$158,753.78
April	\$96,427.12	\$74,901.26	\$202,566.90	\$180,872.64	\$171,536.49
May	\$104,667.64	\$92,449.32	\$210,400.00	\$183,469.66	
June	\$107,460.87	\$100,168.55	\$184,372.11	\$190,931.92	
July	\$92,060.87	\$92,882.36	\$249,466.14	\$206,639.52	
August	\$114,736.97	\$101,771.83	\$212,169.43	\$190,978.95	
September	\$100,699.72	\$94,644.32	\$175,541.84	\$206,584.68	
October	\$93,444.30	\$89,380.68	\$237,943.14	\$199,307.13	
November	\$86,562.90	\$81,538.05	\$143,567.43	\$163,381.34	
December	\$106,638.52	\$95,809.24	\$203,274.82	\$194,741.33	
<b>Total</b>	<b>\$1,185,703.07</b>	<b>\$1,066,223.17</b>	<b>\$2,376,374.65</b>	<b>\$2,209,308.24</b>	<b>\$634,042.31</b>

Quarter	2022	2023	2024	2025	2026
1st Quarter	\$283,004.16	\$242,677.56	\$557,072.84	\$492,401.07	\$462,505.82
2nd Quarter	\$308,555.63	\$267,519.13	\$597,339.01	\$555,274.22	\$171,536.49
3rd Quarter	\$307,497.56	\$289,298.51	\$637,177.41	\$604,203.15	\$0.00
4th Quarter	\$286,645.72	\$266,727.97	\$584,785.39	\$557,429.80	\$0.00
<b>Total</b>	<b>\$1,185,703.07</b>	<b>\$1,066,223.17</b>	<b>\$2,376,374.65</b>	<b>\$2,209,308.24</b>	<b>\$634,042.31</b>

Annual	2022	2023	2024	2025	2026
<b>YoY % Change</b>	<b>18.38%</b>	<b>-10.08%</b>	<b>122.88%</b>	<b>-7.03%</b>	



# City of Fairbanks

## Gasoline Excise Tax Collections

\*PLEASE NOTE: Monthly amounts may change due to late or amended filings

Month	2022	2023	2024	2025	2026
January	\$35,878.08	\$39,470.16	\$49,212.32	\$34,996.78	\$42,075.75
February	\$43,570.60	\$44,814.77	\$42,654.49	\$37,796.65	\$39,434.99
March	\$49,019.02	\$38,167.82	\$42,161.94	\$41,641.35	\$46,923.79
April	\$43,635.39	\$44,742.06	\$45,202.16	\$36,267.00	\$39,962.22
May	\$39,944.02	\$43,913.97	\$41,300.94	\$50,447.50	
June	\$45,064.07	\$44,565.39	\$43,940.99	\$41,791.20	
July	\$47,589.26	\$51,781.84	\$41,705.05	\$40,078.20	
August	\$48,770.17	\$52,469.78	\$42,674.60	\$43,140.67	
September	\$52,736.30	\$39,417.10	\$41,612.81	\$39,261.74	
October	\$51,613.65	\$36,733.04	\$39,029.44	\$39,563.36	
November	\$48,724.65	\$40,736.61	\$37,663.61	\$37,102.09	
December	\$39,875.99	\$39,697.05	\$39,988.83	\$43,363.74	
<b>Total</b>	<b>\$546,421.20</b>	<b>\$516,509.59</b>	<b>\$507,147.18</b>	<b>\$485,450.28</b>	<b>\$168,396.75</b>

Quarter	2022	2023	2024	2025	2026
1st Quarter	\$128,467.70	\$122,452.75	\$134,028.75	\$114,434.78	\$128,434.53
2nd Quarter	\$128,643.48	\$133,221.42	\$130,444.09	\$128,505.70	\$39,962.22
3rd Quarter	\$149,095.73	\$143,668.72	\$125,992.46	\$122,480.61	\$0.00
4th Quarter	\$140,214.29	\$117,166.70	\$116,681.88	\$120,029.19	\$0.00
<b>Total</b>	<b>\$546,421.20</b>	<b>\$516,509.59</b>	<b>\$507,147.18</b>	<b>\$485,450.28</b>	<b>\$168,396.75</b>

Annual	2022	2023	2024	2025	2026
YoY % Change	21.46%	-5.47%	-1.81%	-4.28%	

