

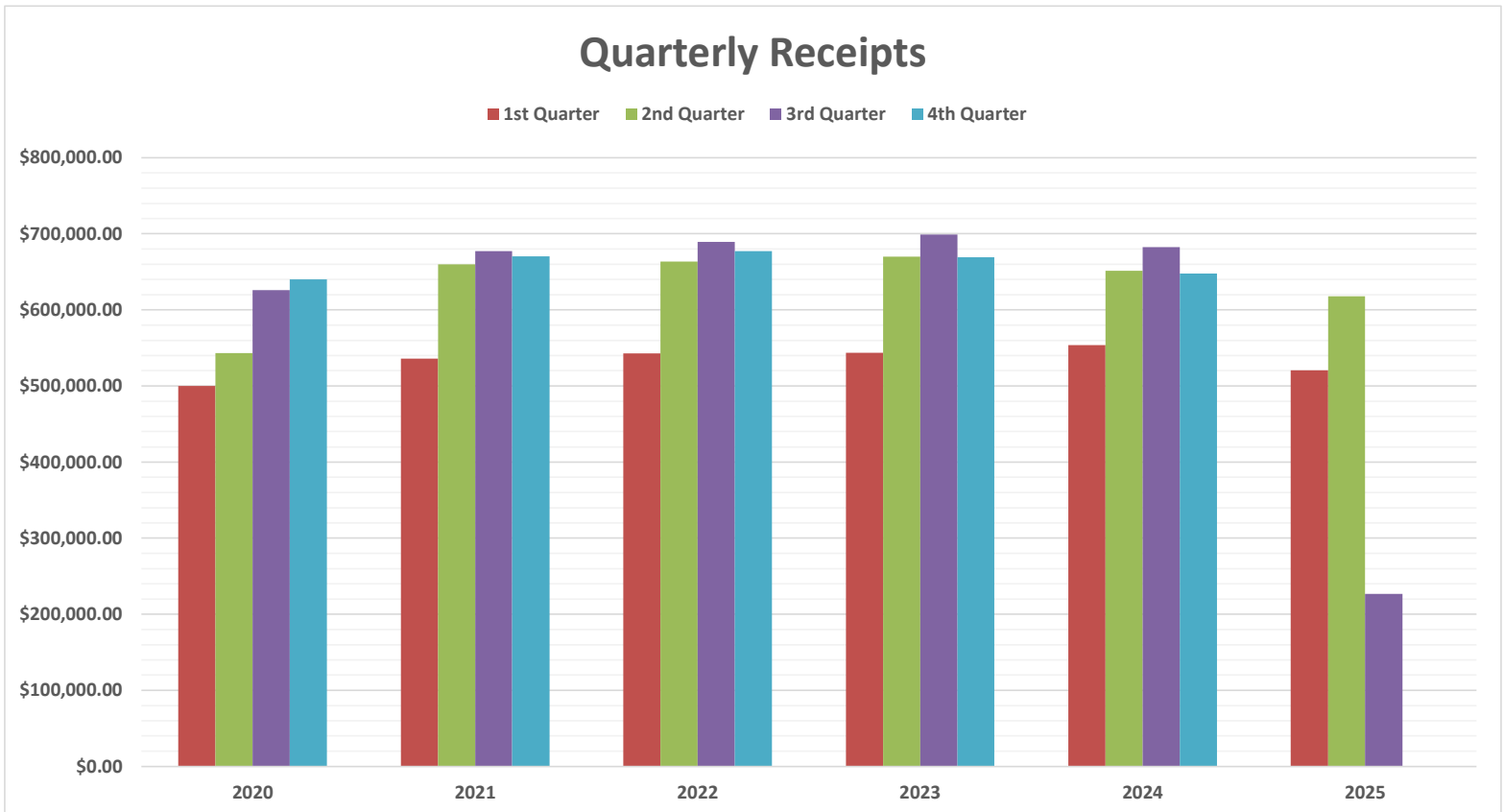
# City of Fairbanks

## Alcohol Sales Tax Collections

Month	2020	2021	2022	2023	2024	2025
January	\$158,910.25	\$169,847.49	\$169,481.58	\$169,360.08	\$171,287.53	\$164,862.04
February	\$168,416.58	\$166,122.44	\$178,959.86	\$171,388.35	\$177,378.64	\$167,650.59
March	\$172,990.79	\$200,081.07	\$194,493.70	\$202,906.59	\$205,232.92	\$188,374.15
April	\$147,840.91	\$199,854.02	\$211,332.39	\$194,890.39	\$188,938.03	\$186,579.10
May	\$188,281.17	\$222,535.11	\$212,525.01	\$226,907.83	\$223,300.62	\$209,557.33
June	\$207,191.52	\$237,582.70	\$239,865.38	\$248,053.43	\$239,311.99	\$221,784.15
July	\$217,260.70	\$241,252.41	\$237,975.48	\$236,469.41	\$239,965.10	\$226,625.34
August	\$207,717.01	\$223,046.44	\$226,110.19	\$240,198.09	\$230,383.40	
September	\$200,994.02	\$213,015.86	\$225,331.99	\$222,502.06	\$212,104.54	
October	\$196,383.30	\$206,694.53	\$207,744.11	\$207,094.02	\$199,424.13	
November	\$187,166.27	\$193,369.65	\$200,869.50	\$199,318.26	\$197,156.09	
December	\$256,469.79	\$270,353.93	\$268,931.10	\$262,819.54	\$250,914.89	
<b>Total</b>	<b>\$2,309,622.31</b>	<b>\$2,543,755.65</b>	<b>\$2,573,620.29</b>	<b>\$2,581,908.05</b>	<b>\$2,535,397.88</b>	<b>\$1,365,432.70</b>

Quarter	2020	2021	2022	2023	2024	2025
1st Quarter	\$500,317.62	\$536,051.00	\$542,935.14	\$543,655.02	\$553,899.09	\$520,886.78
2nd Quarter	\$543,313.60	\$659,971.83	\$663,722.78	\$669,851.65	\$651,550.64	\$617,920.58
3rd Quarter	\$625,971.73	\$677,314.71	\$689,417.66	\$699,169.56	\$682,453.04	\$226,625.34
4th Quarter	\$640,019.36	\$670,418.11	\$677,544.71	\$669,231.82	\$647,495.11	\$0.00
<b>Total</b>	<b>\$2,309,622.31</b>	<b>\$2,543,755.65</b>	<b>\$2,573,620.29</b>	<b>\$2,581,908.05</b>	<b>\$2,535,397.88</b>	<b>\$1,365,432.70</b>

Annual	2020	2021	2022	2023	2024	2025
<b>YoY % Change</b>	<b>-0.31%</b>	<b>10.14%</b>	<b>1.17%</b>	<b>0.32%</b>	<b>-1.80%</b>	



**\*PLEASE NOTE: Monthly amounts may change due to late or amended filings\***

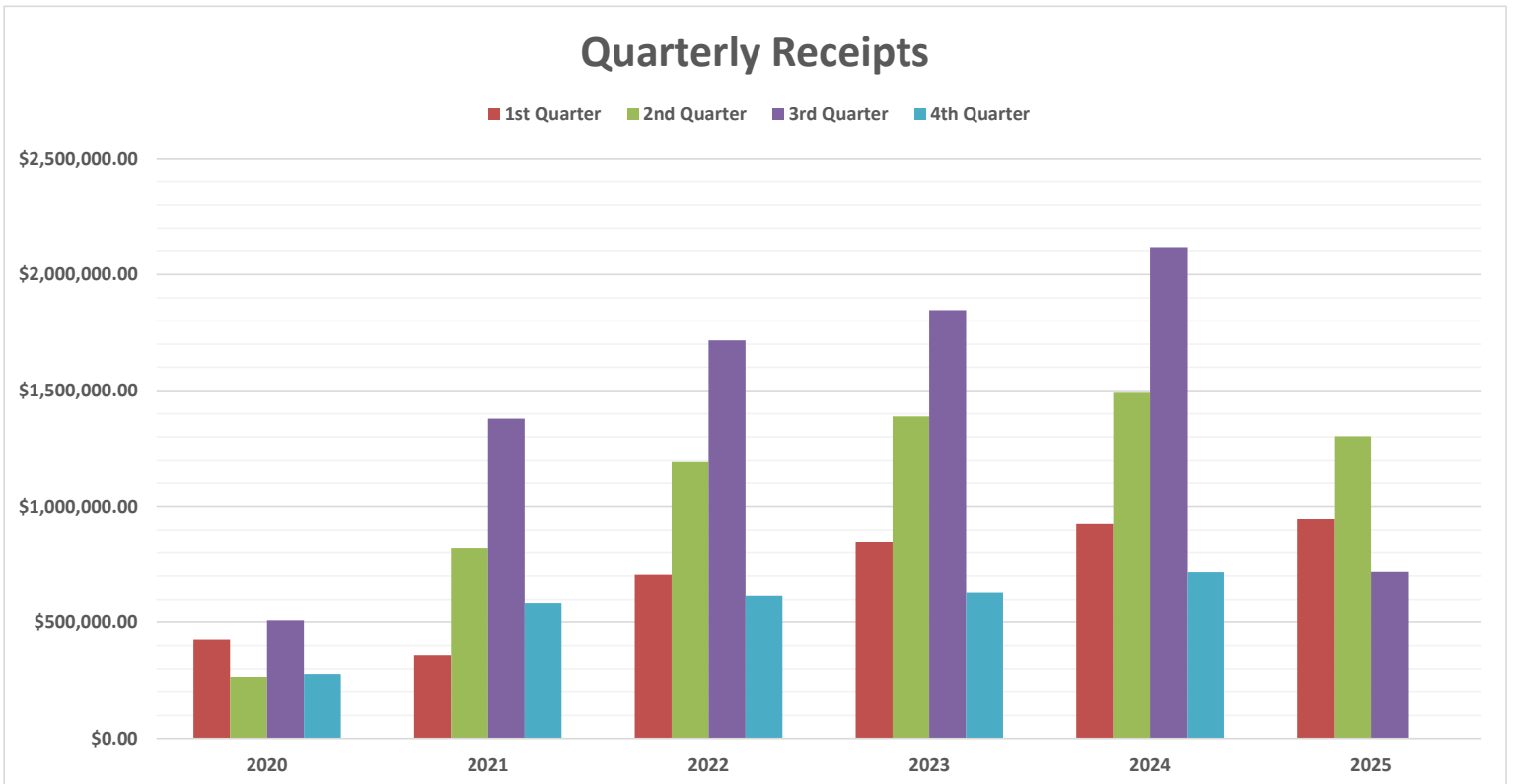
# City of Fairbanks

## Room Rental Sales Tax Collections

Month	2020	2021	2022	2023	2024	2025
January	\$143,801.14	\$88,830.37	\$155,620.10	\$195,075.27	\$193,176.41	\$284,733.79
February	\$166,007.67	\$103,164.68	\$217,369.91	\$232,628.03	\$310,197.79	\$291,777.41
March	\$117,493.23	\$168,191.74	\$333,541.09	\$417,386.72	\$423,249.68	\$370,423.50
April	\$51,762.37	\$154,560.24	\$254,991.57	\$241,775.52	\$391,074.53	\$202,979.60
May	\$70,485.77	\$291,977.09	\$374,238.97	\$520,185.54	\$450,122.55	\$392,250.96
June	\$140,307.73	\$371,780.00	\$566,573.60	\$626,803.88	\$649,377.54	\$707,141.58
July	\$175,373.58	\$469,168.80	\$644,453.74	\$603,336.72	\$840,480.55	\$719,558.78
August	\$184,527.54	\$547,775.43	\$653,548.90	\$775,425.19	\$768,659.70	
September	\$147,201.55	\$360,913.80	\$418,199.34	\$468,773.94	\$509,466.36	
October	\$107,593.57	\$199,297.72	\$218,671.61	\$247,619.93	\$266,707.86	
November	\$84,371.83	\$175,512.72	\$192,385.61	\$177,710.16	\$228,076.02	
December	\$87,818.35	\$211,261.80	\$205,596.69	\$204,568.60	\$222,411.89	
<b>Total</b>	<b>\$1,476,744.33</b>	<b>\$3,142,434.39</b>	<b>\$4,235,191.13</b>	<b>\$4,711,289.50</b>	<b>\$5,253,000.88</b>	<b>\$2,968,865.62</b>

Quarter	2020	2021	2022	2023	2024	2025
1st Quarter	\$427,302.04	\$360,186.79	\$706,531.10	\$845,090.02	\$926,623.88	\$946,934.70
2nd Quarter	\$262,555.87	\$818,317.33	\$1,195,804.14	\$1,388,764.94	\$1,490,574.62	\$1,302,372.14
3rd Quarter	\$507,102.67	\$1,377,858.03	\$1,716,201.98	\$1,847,535.85	\$2,118,606.61	\$719,558.78
4th Quarter	\$279,783.75	\$586,072.24	\$616,653.91	\$629,898.69	\$717,195.77	\$0.00
<b>Total</b>	<b>\$1,476,744.33</b>	<b>\$3,142,434.39</b>	<b>\$4,235,191.13</b>	<b>\$4,711,289.50</b>	<b>\$5,253,000.88</b>	<b>\$2,968,865.62</b>

Annual	2020	2021	2022	2023	2024	2025
<b>YoY % Change</b>	<b>-56.96%</b>	<b>112.79%</b>	<b>34.77%</b>	<b>11.24%</b>	<b>11.50%</b>	



**\*PLEASE NOTE: Monthly amounts may change due to late or amended filings\***

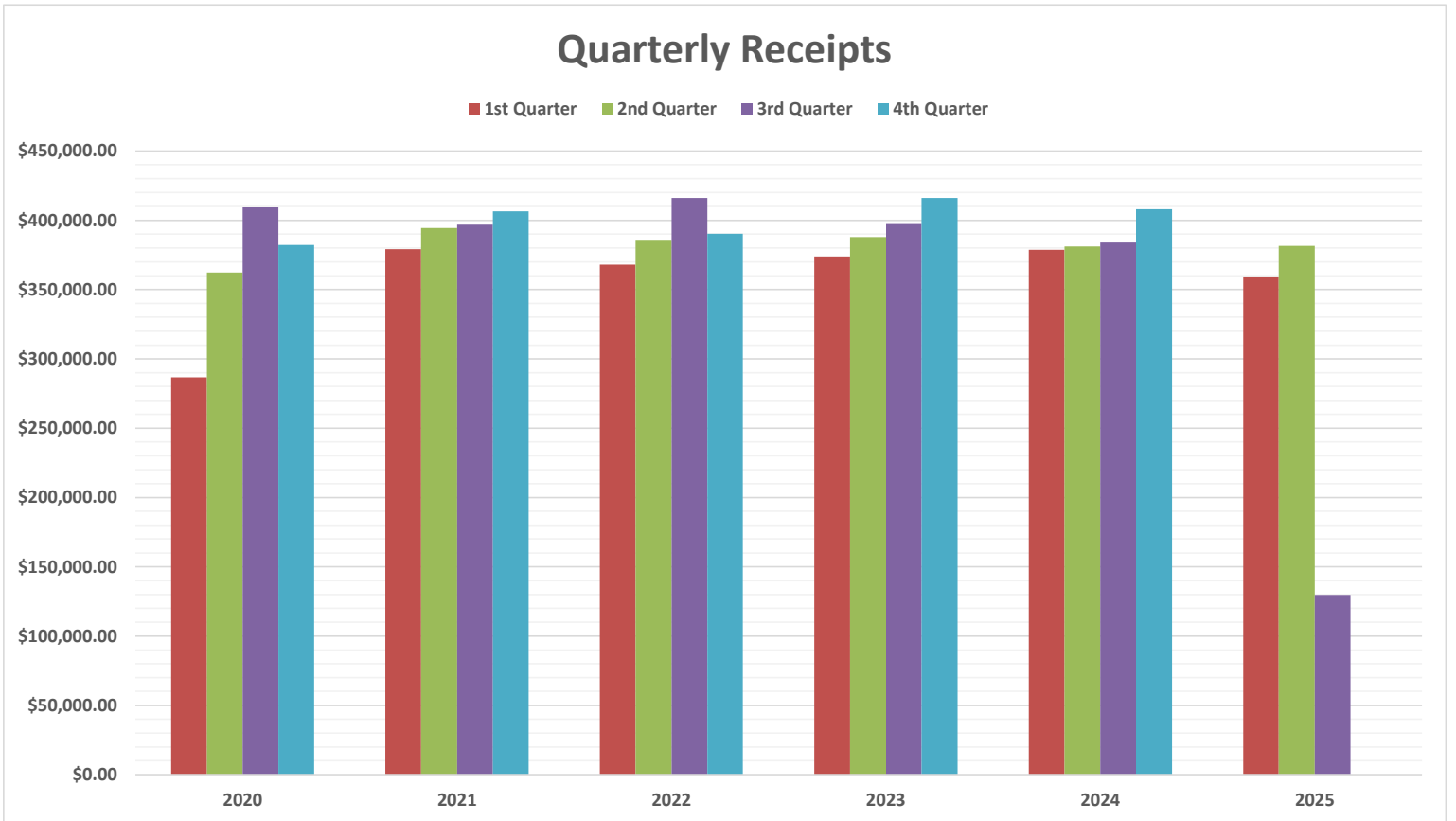
# City of Fairbanks

## Marijuana Sales Tax Collections

Month	2020	2021	2022	2023	2024	2025
January	\$91,992.06	\$128,687.98	\$126,859.00	\$123,773.62	\$124,397.97	\$122,505.57
February	\$88,630.70	\$111,099.26	\$107,574.05	\$116,110.95	\$120,772.69	\$112,863.45
March	\$105,988.83	\$139,350.54	\$133,652.11	\$133,913.34	\$133,529.44	\$124,050.09
April	\$111,350.01	\$135,606.47	\$130,551.48	\$126,715.54	\$131,086.79	\$129,214.64
May	\$122,950.36	\$127,520.43	\$128,501.46	\$128,265.82	\$128,007.99	\$127,246.73
June	\$127,915.75	\$131,381.05	\$126,916.93	\$132,940.27	\$122,099.79	\$125,133.57
July	\$147,700.13	\$135,661.87	\$133,842.62	\$128,988.31	\$129,579.25	\$129,700.79
August	\$135,267.72	\$134,093.61	\$137,757.87	\$136,357.12	\$131,418.40	
September	\$126,426.69	\$127,008.80	\$144,528.91	\$131,894.42	\$123,040.59	
October	\$126,353.44	\$130,868.69	\$129,949.98	\$140,347.50	\$135,567.07	
November	\$118,256.49	\$132,751.02	\$129,269.90	\$132,904.98	\$127,180.72	
December	\$137,524.18	\$142,701.10	\$130,987.41	\$142,740.39	\$145,270.73	
<b>Total</b>	<b>\$1,440,356.36</b>	<b>\$1,576,730.82</b>	<b>\$1,560,391.72</b>	<b>\$1,574,952.26</b>	<b>\$1,551,951.43</b>	<b>\$870,714.84</b>

Quarter	2020	2021	2022	2023	2024	2025
1st Quarter	\$286,611.59	\$379,137.78	\$368,085.16	\$373,797.91	\$378,700.10	\$359,419.11
2nd Quarter	\$362,216.12	\$394,507.95	\$385,969.87	\$387,921.63	\$381,194.57	\$381,594.94
3rd Quarter	\$409,394.54	\$396,764.28	\$416,129.40	\$397,239.85	\$384,038.24	\$129,700.79
4th Quarter	\$382,134.11	\$406,320.81	\$390,207.29	\$415,992.87	\$408,018.52	\$0.00
<b>Total</b>	<b>\$1,440,356.36</b>	<b>\$1,576,730.82</b>	<b>\$1,560,391.72</b>	<b>\$1,574,952.26</b>	<b>\$1,551,951.43</b>	<b>\$870,714.84</b>

Annual	2020	2021	2022	2023	2024	2025
<b>YoY % Change</b>	<b>23.58%</b>	<b>9.47%</b>	<b>-1.04%</b>	<b>0.93%</b>	<b>-1.46%</b>	



**\*PLEASE NOTE: Monthly amounts may change due to late or amended filings\***

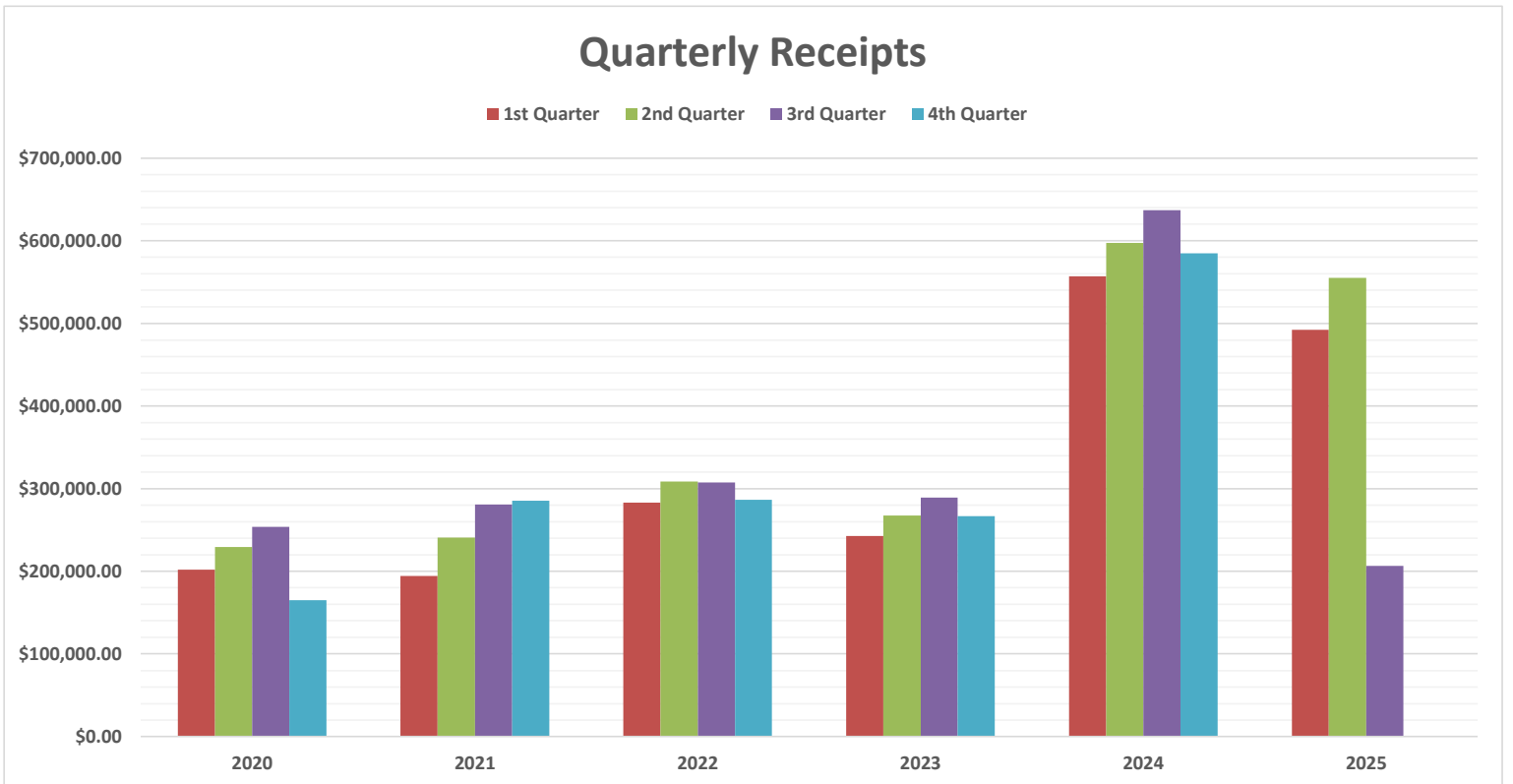
# City of Fairbanks

## Tobacco Excise Tax Collections

Month	2020	2021	2022	2023	2024	2025
January	\$64,785.48	\$69,351.07	\$101,488.60	\$84,325.80	\$202,451.44	\$166,459.84
February	\$64,611.40	\$55,140.52	\$78,737.26	\$72,170.83	\$189,622.14	\$169,786.53
March	\$72,532.22	\$69,782.83	\$102,778.30	\$86,180.93	\$164,999.26	\$156,154.70
April	\$64,820.87	\$70,381.52	\$96,427.12	\$74,901.26	\$202,566.90	\$180,872.64
May	\$70,754.50	\$72,919.70	\$104,667.64	\$92,449.32	\$210,400.00	\$183,469.66
June	\$94,046.88	\$97,385.09	\$107,460.87	\$100,168.55	\$184,372.11	\$190,931.92
July	\$86,204.20	\$90,845.68	\$92,060.87	\$92,882.36	\$249,466.14	\$206,639.52
August	\$80,137.88	\$99,857.68	\$114,736.97	\$101,771.83	\$212,169.43	
September	\$87,466.48	\$90,291.84	\$100,699.72	\$94,644.32	\$175,541.84	
October	\$63,475.79	\$87,264.04	\$93,444.30	\$89,380.68	\$237,943.14	
November	\$65,579.28	\$101,579.06	\$86,562.90	\$81,538.05	\$143,567.43	
December	\$35,966.09	\$96,829.72	\$106,638.52	\$95,809.24	\$203,274.82	
<b>Total</b>	<b>\$850,381.07</b>	<b>\$1,001,628.75</b>	<b>\$1,185,703.07</b>	<b>\$1,066,223.17</b>	<b>\$2,376,374.65</b>	<b>\$1,254,314.81</b>

Quarter	2020	2021	2022	2023	2024	2025
1st Quarter	\$201,929.10	\$194,274.42	\$283,004.16	\$242,677.56	\$557,072.84	\$492,401.07
2nd Quarter	\$229,622.25	\$240,686.31	\$308,555.63	\$267,519.13	\$597,339.01	\$555,274.22
3rd Quarter	\$253,808.56	\$280,995.20	\$307,497.56	\$289,298.51	\$637,177.41	\$206,639.52
4th Quarter	\$165,021.16	\$285,672.82	\$286,645.72	\$266,727.97	\$584,785.39	\$0.00
<b>Total</b>	<b>\$850,381.07</b>	<b>\$1,001,628.75</b>	<b>\$1,185,703.07</b>	<b>\$1,066,223.17</b>	<b>\$2,376,374.65</b>	<b>\$1,254,314.81</b>

Annual	2020	2021	2022	2023	2024	2025
<b>YoY % Change</b>	<b>-3.18%</b>	<b>17.79%</b>	<b>18.38%</b>	<b>-10.08%</b>	<b>122.88%</b>	



**\*PLEASE NOTE: Monthly amounts may change due to late or amended filings\***

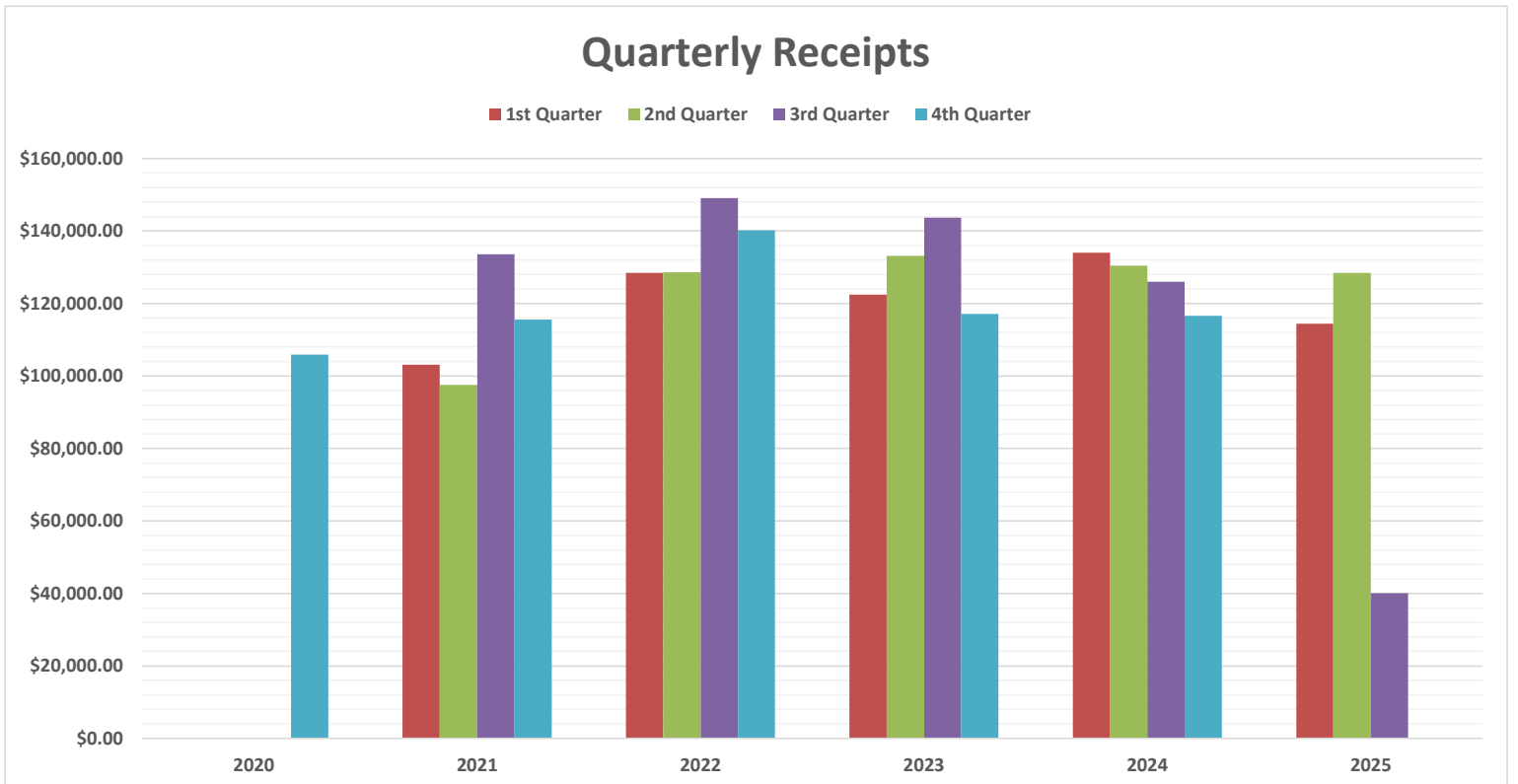
# City of Fairbanks

## Gasoline Excise Tax Collections

Month	2020	2021	2022	2023	2024	2025
January		\$30,247.79	\$35,878.08	\$39,470.16	\$49,212.32	\$34,996.78
February		\$29,689.87	\$43,570.60	\$44,814.77	\$42,654.49	\$37,796.65
March		\$43,181.43	\$49,019.02	\$38,167.82	\$42,161.94	\$41,641.35
April		\$32,492.47	\$43,635.39	\$44,742.06	\$45,202.16	\$36,267.00
May		\$31,108.68	\$39,944.02	\$43,913.97	\$41,300.94	\$50,447.50
June		\$33,981.17	\$45,064.07	\$44,565.39	\$43,940.99	\$41,791.20
July		\$41,806.63	\$47,589.26	\$51,781.84	\$41,705.05	\$40,078.20
August		\$46,131.75	\$48,770.17	\$52,469.78	\$42,674.60	
September		\$45,624.50	\$52,736.30	\$39,417.10	\$41,612.81	
October	\$48,681.29	\$37,766.83	\$51,613.65	\$36,733.04	\$39,029.44	
November	\$27,066.79	\$34,738.70	\$48,724.65	\$40,736.61	\$37,663.61	
December	\$30,225.28	\$43,108.46	\$39,875.99	\$39,697.05	\$39,988.83	
<b>Total</b>	<b>\$105,973.36</b>	<b>\$449,878.28</b>	<b>\$546,421.20</b>	<b>\$516,509.59</b>	<b>\$507,147.18</b>	<b>\$283,018.68</b>

Quarter	2020	2021	2022	2023	2024	2025
1st Quarter		\$103,119.09	\$128,467.70	\$122,452.75	\$134,028.75	\$114,434.78
2nd Quarter		\$97,582.32	\$128,643.48	\$133,221.42	\$130,444.09	\$128,505.70
3rd Quarter		\$133,562.88	\$149,095.73	\$143,668.72	\$125,992.46	\$40,078.20
4th Quarter	\$105,973.36	\$115,613.99	\$140,214.29	\$117,166.70	\$116,681.88	\$0.00
<b>Total</b>	<b>\$105,973.36</b>	<b>\$449,878.28</b>	<b>\$546,421.20</b>	<b>\$516,509.59</b>	<b>\$507,147.18</b>	<b>\$283,018.68</b>

Annual	2020	2021	2022	2023	2024	2025
<b>YoY % Change</b>		<b>324.52%</b>	<b>21.46%</b>	<b>-5.47%</b>	<b>-1.81%</b>	



**\*PLEASE NOTE: Monthly amounts may change due to late or amended filings\***