

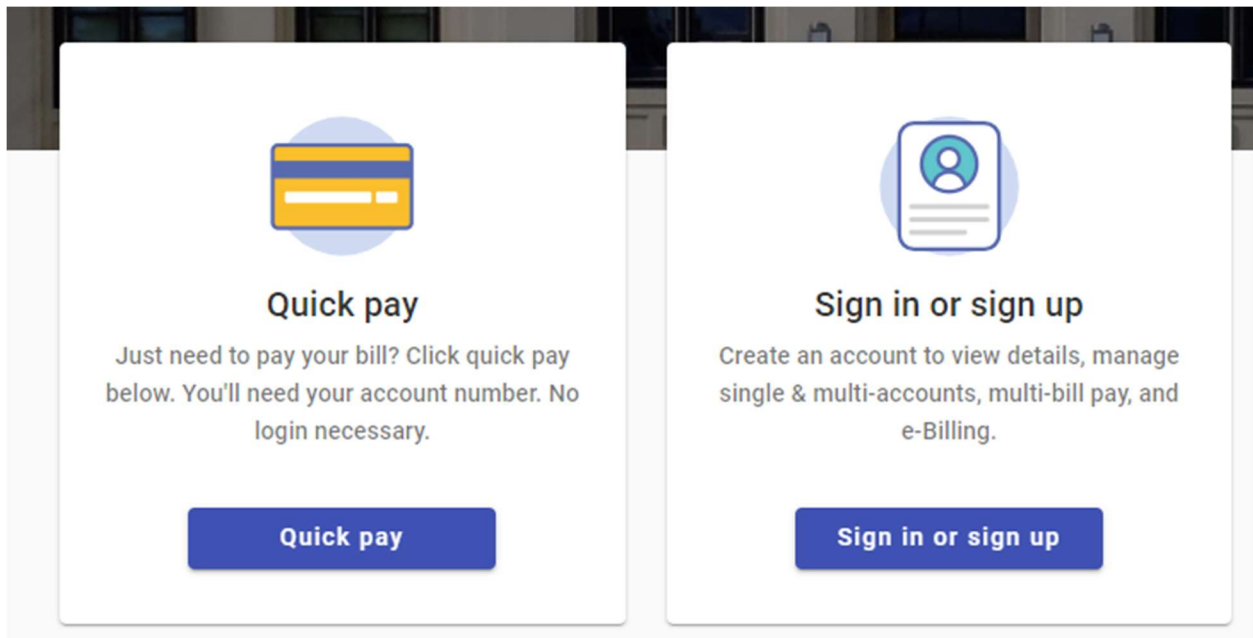
Online Garbage Payment Instructions

Online Payments can be made at:

<https://www.municipalonlinepayments.com/fairbanksak/utilities>

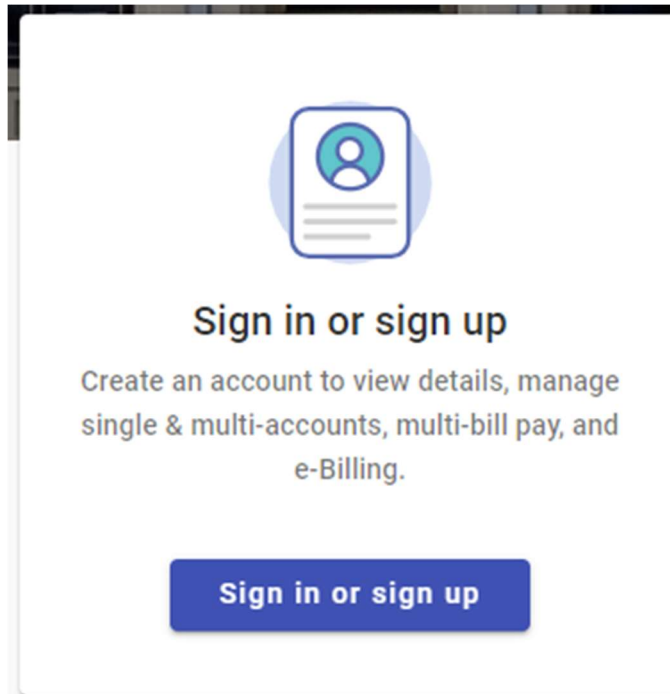
Garbage Payments can be made using the Quick Pay option or the customers can choose to create an account. Customers who choose to create an account will have the ability to:

- view bill and payment history
- get pdf copies of their bills
- update contact information
- set up autopayment with credit/debit cards.



For First-Time Users Creating an Account

1. Click Sign in or sign up option

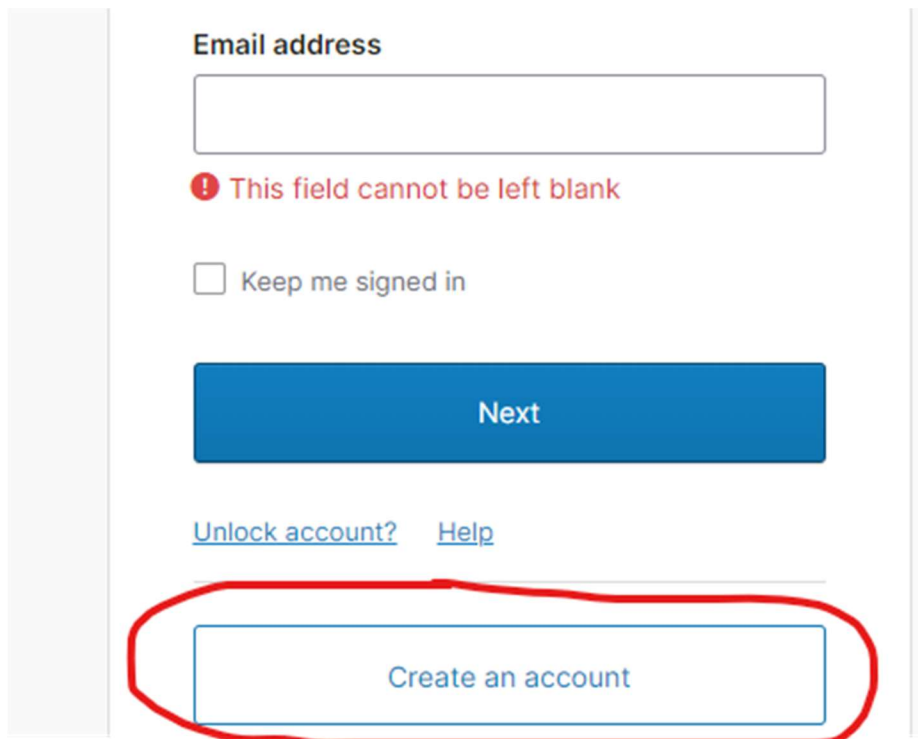
A white rectangular box with a thin grey border. At the top center is a blue circular icon containing a white person silhouette. Below the icon, the text "Sign in or sign up" is centered in a bold, black font. Underneath this, a smaller line of text reads: "Create an account to view details, manage single & multi-accounts, multi-bill pay, and e-Billing." At the bottom center is a blue rectangular button with the text "Sign in or sign up" in white.

Sign in or sign up

Create an account to view details, manage single & multi-accounts, multi-bill pay, and e-Billing.

Sign in or sign up

2. Click Create an account

A white rectangular box with a thin grey border. It contains a form for creating an account. At the top, the label "Email address" is in bold. Below it is a white text input field. Under the field is a red error message: "This field cannot be left blank". Below the error message is a checkbox labeled "Keep me signed in". At the bottom is a blue rectangular button with the text "Next". Below the button are two links: "Unlock account?" and "Help". At the very bottom is a blue rectangular button with the text "Create an account", which is circled in red.

Email address

! This field cannot be left blank


☐ Keep me signed in

Next

[Unlock account?](#) [Help](#)

Create an account

3. Enter the required information and click sign up



Create an account

Email

First name

Last name

Mobile phone Optional

Password

Password requirements:

- At least 8 characters
- A lowercase letter
- An uppercase letter
- A number
- No parts of your username

Sign up

4. A verification email will be sent to the email address you entered. You will need to enter the verification code and then select continue. Once the code has been

entered your account has been created and you can start linking your Utility Billing accounts to your account for payment.

5. To add an account to your account click Add account

Accounts


You do not have any Garbage Billing accounts associated with your login.
Add an account to access account details, pay your bills, and manage accounts.

Add Account

6. Enter Account Number and Customer Number located on the top right corner of the bill and click Add account.

Make checks payable to: City of Fairbanks
Return checks subject to fees as per city code

Parcel / PAN #		Account Number
049352		0001
Bill Number	Bill Date	Customer Number
326790	09/11/2024	12345



Let's find your account

* Account Number

0001

Please include all dashes. For example: 1234

* Customer Number

12345

Cancel

Add account