

























PERENNIALS BY COMMON NAME

VARIETY	GENIUS/SPECIES	HEIGHT	SPREAD	LIGHT	BLOOMS	ZONE	SOIL	SPECIAL INTEREST
SUMMER BEAUTY	ALLIUM	24"	12"	FS	JUNE-JULY	4-9	AVERAGE	
BLUE FORTUNE	AGASTACHE	24-36"	24-30"	FS	SUMMER- EARLY FALL	5-9	AVERAGE	
TOTALLY TANGERINE	GEUM	21-27"	16-18"	FS-PS	LATE SPRING- SUMMER	4-9	AVERAGE WELL DRAINED	
FLORIST WHITE/DBL BLUE	PLATYCODON grandiflorus	24"	12-18"	FS-PS	SUMMER	3-8	AVERAGE	
MIDNIGHT MASQUERADE	PENSTEMON hybrid	36-40"	28-32"	FS	EARLY-MID SUMMER	3-8	AVERAGE WELL DRAINED	
GARDENVIEW SCARLET	MONARDA didyma	24-36"	18-24"	FS-PS	SUMMER	4-9	AVERAGE	
BLUE STOCKING	MONARDA didyma	36-42"	18-24"	FS-PS	SUMMER	4-9	AVERAGE	edible
MARJE PURPLE	MONARDA didyma	10-12"	12-14"	FS	LATE SPRING- MID SUMMER	4-9	AVERAGE	
PINK LACE	MONARDA didyma	12-18"	14-18"	FS	SUMMER- EARLY FALL	4-9	AVERAGE	
FIREBALL	MONARDA didyma	30-32"	18-24"	FS-PS	SUMMER- EARLY FALL	4-9	AVERAGE	
RAPIDO BLUE	CAMPANULA carpatica	5-7"	8-12"	FS-PS	LATE-SPRING TO SUMMER	3-9	AVERAGE	
FREYA	CAMPANULA glomerata	16"	8-12"	FS-PS	LATE-SPRING TO SUMMER	3-8	AVERAGE	
GOLDSTRUM	RUDBECKIA fulgida	24-36"	12-24"	FS	SUMMER- EARLY FALL	3-9	AVERAGE, TOLERATES CLAY AND DRY	DROUGHT TOLERANT
TRILOBA	RUDBECKIA triloba	24-36"	12-15"	FS	SUMMER	4-9	AVERAGE, TOLERATES CLAY AND DRY	NATIVE, DROUGHT TOLERANT
ALBA	DICENTRA spectabilis	18-24"	24-30"	FS-SH	LATE SPRING- MID SUMMER	3-9	MOIST LOAMY SOIL	
SPECTABILIS	DICENTRA spectabilis	24-36"	24-30"	FS-SH	LATE SPRING- MID SUMMER	3-9	MOIST LOAMY SOIL	
VALENTINE	DICENTRA spectabilis	30"	24-30"	FS-SH	LATE SPRING- MID SUMMER	3-9	MOIST LOAMY SOIL	
BLUE STAR	AMSONIA hubrichtii	28-34"	28-34"	FS-PS	SPRING- SUMMER	3-9	AVERAGE	DROUGHT TOLERANT, FALL COLOR
HILLSIDE BLACK BEAUTY	ACTEA	4-6"	36-40"	PS-SH	AUG.- SEPT.	3-8	AVERAGE	
BLACK SCALLOP	AJUGA reptans	4-6"	12-15"	FS-SH	SPRING	3-9	AVERAGE TO POOR	GROUND COVER
BURGUNDY GLOW	AJUGA reptans	4-6"	12-15"	FS-SH	SPRING	3-9	AVERAGE TO POOR	GROUND COVER
TUBERSOA	ASCLEPIAS tuberosa	12-30"	12-18"	FS	SUMMER	3-9	DROUGHT TOLERANT, POOR, DRY,	NATIVE, PRODUCES ABUNDANCE OF NECTAR
CARDINAL FLOWER	LOBELIA cardinalis	2-4"	12-24"	FS-PH	MID SUMMER- FALL	3-9	LOAM, MOIST- WET	














































































PERENNIALS BY COMMON NAME

VARIETY	GENIUS/SPECIES	HEIGHT	SPREAD	LIGHT	BLOOMS	ZONE	SOIL	SPECIAL INTEREST
CAT'S PAJAMAS	NEPETA	12-14"	18-20"	FS-PS	EARLY SUMMER-FALL	3-8	AVERAGE	
PURRSIAN BLUE	NEPETA faassenii	12-18"	18-30"	FS-PS	LATE SPRING- FALL	3-8	AVERAGE	
WALKER'S LOW	NEPETA faassenii	30"	36"	FS-PS	EARLY SUMMER-LATE SUMMER	3-8	AVERAGE	
SWEET WOODRUFF	GALIUM ibericum	10-12"	12"	PS-SH	SPRING	4-8	WOODS SOIL	CLUMP FORMING, NATIVE, TOLERATES HEAVY SHADE
CHARMAINE	CLEMATIS	6-8'	CLIMBER	FS-PS	JUNE- SEPTEMBER	4-9	WELL DRAINED- MOIST	PRUNE OUT DEAD TIPS IN THE SPRING, PLANT TOP IN THE SUN, ROOTS SHADED.
DIAMOND BALL	CLEMATIS	5-6'	CLIMBER	FS-PS	SPRING- SUMMER	4-10	WELL DRAINED- MOIST	PRUNE OUT DEAD TIPS IN THE SPRING, PLANT TOP IN THE SUN, ROOTS SHADED.
NUBIA	CLEMATIS	4-6'	CLIMBER	FS-PS	SPRING AND FALL	4-10	WELL DRAINED- MOIST	PRUNE OUT DEAD TIPS IN THE SPRING, PLANT TOP IN THE SUN, ROOTS SHADED
PINK MINK	CLEMATIS	6-9'	CLIMBER	FS-PS	EARLY-LATE SUMMER	4-9	WELL DRAINED- MOIST	PRUNE TO 18" LATE WINTER, PLANT TOP IN THE SUN, ROOTS SHADED.
TRANQUILITE	CLEMATIS	4-6'	CLIMBER	FS-PS	EARLY SUMMER-FALL	4-10	WELL DRAINED- MOIST	PRUNE OUT DEAD TIPS IN THE SPRING, PLANT TOP IN THE SUN, ROOTS SHADED
SUPERBA	CLEMATIS jackmanii	4-8'	CLIMBER	FS-PS	SPRING- SUMMER	4-9	WELL DRAINED- MOIST	PRUNE OUT DEAD TIPS IN THE SPRING, PLANT TOP IN THE SUN, ROOTS SHADED.
TEKLA	CLEMATIS	4-5'	CLIMBER	FS-PS	EARLY-LATE SUMMER	4-9	WELL DRAINED- MOIST	PRUNE TO 12" LATE WINTER, PLANT TOP IN THE SUN, ROOTS SHADED.
HAPPY JACK PURPLE	CLEMATIS x	6-8'	CLIMBER	FS-PS	SUMMER	5-9	WELL DRAINED- MOIST	PRUNE TO 18" LATE WINTER, PLANT TOP IN THE SUN, ROOTS SHADED.
LINDSAY	CLEMATIS	3-4'	CLIMBER	FS-PS	LATE SPRING- EARLY SUMMER	4-9	WELL DRAINED- MOIST	PRUNE TO 6" LATE WINTER, PLANT TOP IN THE SUN, ROOTS SHADED.
POSEIDON	CLEMATIS	3-4'	CLIMBER	FS-PS	MAY-OCTOBER	4-9	WELL DRAINED- MOIST	REQUIRES LITTLE PRUNING, PLANT TOP IN THE SUN, ROOTS SHADED.
THE PRESIDENT	CLEMATIS	8-10'	CLIMBER	FS-PS	LATE SUMMER- MID FALL	4-8	WELL DRAINED- MOIST	PRUNE OUT DEAD TIPS AND FOLIAGE IN THE SPRING, PLANT TOP IN THE SUN, ROOTS SHADED.
FUNYELLA	CLEMATIS	6-10'	CLIMBER	FS-PS	SPRING THRU SUMMER	4-9	WELL DRAINED- MOIST	BLOOMS ON OLD WOOD, NO PRUNING REQUIRED, PLANT TOP IN THE SUN, ROOTS SHADED.
















































































PERENNIALS BY COMMON NAME

VARIETY	GENIUS/SPECIES	HEIGHT	SPREAD	LIGHT	BLOOMS	ZONE	SOIL	SPECIAL INTEREST
SWAN MIX	AQUILEGIA	18-21"	12-16"	PS	SPRING	3-9	MOIST WELL DRAINED	
BIEDERMEIR	AQUILEGIA	9-15"	12-18"	PS	SPRING	3-8	MOIST WELL DRAINED	
CHEYENNE SPIRIT	ECHINACEA	18-30"	12-18"	FS-PS	SUMMER-FALL	4-10	AVERAGE WELL DRAINED	
KISMET INTENSE ORANGE	ECHINACEA	12-18"	18-24"	FS-PS	SUMMER-FALL	4-10	AVERAGE WELL DRAINED	
TRES AMIGOS	ECHINACEA sombrero	18-20"	12-18"	FS	SUMMER-FALL	4-9	AVERAGE WELL DRAINED	
SUNNY DAYS RUBY	ECHINACEA	18-24"	18-24"	FS-PS	SUMMER-FALL	4-9	AVERAGE WELL DRAINED	
LEILANI	ECHINACEA	24-36"	18-24"	FS-PS	SUMMER-FALL	4-9	AVERAGE WELL DRAINED	
MAGNUS	ECHINACEA purpurea	36-48"	16-20"	FS-PS	SUMMER-FALL	4-9	AVERAGE WELL DRAINED	
SUNSEEKER MINEOLA	ECHINACEA aetisan	18-24"	18-24"	FS-PS	SUMMER-FALL	3-8	AVERAGE WELL DRAINED	
SUNSEEKER SALMON	ECHINACEA	18-24"	18-24"	FS-PS	SUMMER-FALL	3-9	AVERAGE WELL DRAINED	
SUNSEEKER SWEET FUCHSIA	ECHINACEA	18-24"	18-24"	FS-PS	SUMMER-FALL	4-9	AVERAGE WELL DRAINED	
RASPBERRY TRUFFLE	ECHINACEA purpurea	28-32"	12"	FS	SUMMER-FALL	4-9	AVERAGE WELL DRAINED	 double bloom
SUNSEEKER GOLDEN SUN	ECHINACEA purpurea	18-24"	18-24"	FS-PS	SUMMER-FALL	3-9	AVERAGE WELL DRAINED	
SUNSEEKER RAINBOW	ECHINACEA purpurea	24-30"	18-24"	FS-PS	SUMMER-FALL	3-9	AVERAGE WELL DRAINED	
SWEET SANDIA	ECHINACEA sombrero	19"	18-24"	FS-PS	SUMMER-FALL	4-9	AVERAGE WELL DRAINED	
BLACK SEA	HEUCHERA	12-18"	12-16"	FS-SH	EARLY-MID SUMMER	4-9	AVERAGE WELL DRAINED	SALT TOLERANT 
ELECTRIC PLUM	HEUCHERA	8-10"	16-18"	FS-SH	MID-LATE SUMMER	4-9	AVERAGE WELL DRAINED	SALT TOLERANT 
SMOKE & MIRRORS	HEUCHERA	8-10"	14-16"	PS	SPRING	4-9	AVERAGE WELL DRAINED	
NORTHERN EXPOSURE AMBER	HEUCHERA	10-16"	20"	PS	SUMMER	3-9	AVERAGE WELL DRAINED	
NORTHERN EXPOSURE SILVER	HEUCHERA	10-16"	20"	PS	SUMMER	3-9	AVERAGE WELL DRAINED	
FOREVER PURPLE	HEUCHERA	10-16"	20"	PS	MID-LATE SUMMER	4-9	AVERAGE WELL DRAINED	















PERENNIALS BY COMMON NAME

VARIETY	GENIUS/SPECIES	HEIGHT	SPREAD	LIGHT	BLOOMS	ZONE	SOIL	SPECIAL INTEREST
BIOKOVO	GERANIUM	10-12"	12-18"	FS-PS	LATE SPRING-SUMMER	3-9	AVERAGE WELL DRAINED	    
ROZANNE	GERANIUM	12-18"	12-24"	FS-PS	LATE SPRING-SUMMER	4-8	AVERAGE WELL DRAINED	    
SUPER KA-POW FUCHSIA	PHLOX paniculata	18-20"	18-20"	FS	EARLY SPRING	4-9	AVERAGE	   
GOLDIPHLOX CHERRY	PHLOX subulata	4-6"	12-14"	FS	EARLY SPRING	3-8	AVERAGE	   
GOLDIPHLOX ROSE	PHLOX subulata	4-6"	12-14"	FS	EARLY SPRING	3-8	AVERAGE	   
VIOLET PINWHEELS	PHLOX subulata	4-6"	18-20"	FS	SPRING	4-8	AVERAGE	   
GOLDIPHLOX WHITE	PHLOX subulata	4-6"	12-14"	FS	EARLY SPRING	3-8	AVERAGE	   
COCCINEUM RED	THYMUS praecox coccineus	2-4"	SPREADING	FS	EARLY-MID SUMMER	4-8	AVERAGE WELL DRAINED	DROUGHT TOLERANT    
LEMON THYME	THYMUS citriodorus	6-10"	8-12"	FS	LATE SPRING-SUMMER	4-10	AVERAGE WELL DRAINED	DROUGHT TOLERANT    
CUSHION SPURGE	EUPHORBIA polychroma	24-30"	24-30"	FS	SPRING	4-8	AVERAGE TO DRY	 
HAPPY RETURNS	HEMEROCALLIS	16-18"	18-24"	FS-PS	SUMMER-EARLY FALL	3-9	AVERAGE, FERTILE, POOR	SALT TOLERANT    
STEPHANIE RETURNS	HEMEROCALLIS	16-18"	18-24"	FS-PS	SUMMER-EARLY FALL	3-9	AVERAGE, FERTILE, POOR	SALT TOLERANT    
ROSY RETURNS	HEMEROCALLIS	12-18"	18-24"	FS-PS	SUMMER-EARLY FALL	3-9	AVERAGE, FERTILE, POOR	SALT TOLERANT    
GOING BANANAS	HEMEROCALLIS	18-22"	18-30"	FS-PS	SUMMER	3-9	AVERAGE, FERTILE, POOR	   
KING OF THE AGES	HEMEROCALLIS	30-36"	18-24"	FS-PS	MID SUMMER	3-9	AVERAGE, FERTILE, POOR	SALT TOLERANT   
RED HOT RETURNS	HEMEROCALLIS	24-30"	18-24"	FS-PS	SUMMER-EARLY FALL	4-9	AVERAGE, FERTILE, POOR	SALT TOLERANT   
LAKE OF FIRE	HEMEROCALLIS	24-28"	18-24"	FS-PS	MID SUMMER	3-9	AVERAGE, FERTILE, POOR	SALT TOLERANT   
PARAMO CELESTE	DELPHINIUM elatum	30-36"	18-24"	FS-PS	SUMMER	3-7	AVERAGE	     
PARAMO BLACK VELVET	DELPHINIUM	36-48"	18-24"	FS-PS	SUMMER	3-7	AVERAGE	     



PERENNIALS BY COMMON NAME

VARIETY	GENIUS/SPECIES	HEIGHT	SPREAD	LIGHT	BLOOMS	ZONE	SOIL	SPECIAL INTEREST
MIGHTY ATOM	DELPHINIUM	20-32"	18-24"	FS-PS	SUMMER	3-9	AVERAGE	     
PARAMO PURPURA	DELPHINIUM	30-36"	18-24"	FS-PS	SUMMER	3-9	AVERAGE	     
PARAMO ROSA	DELPHINIUM	30-36"	18-24"	FS-PS	SUMMER	3-9	AVERAGE	     
AUSTRALIS	BAPTISIA decadence	36-48"	36-48"	PS-SH	LATE SPRING- EARLY SUMMER	3-9	AVERAGE	    DOES NOT LIKE TO BE DISTURBED
PURPLE SMOKE	BAPTISIA australis x alba	36-54"	36-48"	FS-PS	LATE SPRING- EARLY SUMMER	3-8	AVERAGE	    DOES NOT LIKE TO BE DISTURBED
ICE CREAM	ASTILBE	28-30"	18-24"	PS-SH	MIDSUMMER	3-9	AVERAGE, MOIST	    
MIGHTY CHOCOLATE CHERRY	ASTILBE chinensis	3-4'	18-24"	PS-SH	MID-LATE SUMMER	3-9	AVERAGE, MOIST	    
LOWLANDS RUBY RED	ASTILBE chinensis	20-24"	12-18"	PS-SH	MID-LATE SUMMER	3-8	AVERAGE, MOIST	     
RHEINLAND	ASTILBE japonica	24"	18-24"	PS-SH	EARLY SUMMER	4-9	AVERAGE, MOIST	     
MONTGOMERY	ASTILBE japonica	16-20"	18-24"	PS-SH	MID-LATE SUMMER	3-8	AVERAGE, MOIST	    
YOUNIQUE RUBY RED	ASTILBE X	12-16"	12-18"	PS-SH	EARLY SUMMER	3-9	AVERAGE, MOIST	    
YOUNIQUE SILVERY PINK	ASTILBE X	12-18"	14-18"	PS-SH	EARLY SUMMER	3-9	AVERAGE, MOIST	    
YOU AND ME ALWAYS	ASTILBE chinensis	18-24"	24"	PS-SH	EARLY SUMMER	3-9	AVERAGE, MOIST	   
YOU AND ME FOREVER	ASTILBE chinensis	18-24"	24"	PS-SH	EARLY SUMMER	3-9	AVERAGE, MOIST	   
YOU AND ME TOGETHER	ASTILBE chinensis	18-24"	24"	PS-SH	EARLY SUMMER	3-9	AVERAGE, MOIST	   
BURNING HEARTS	HELIOPSIS helianthoides	36-48"	12-18"	FS	SUMMER- EARLY FALL	3-9	AVERAGE	   





















PERENNIALS BY COMMON NAME

VARIETY	GENIUS/SPECIES	HEIGHT	SPREAD	LIGHT	BLOOMS	ZONE	SOIL	SPECIAL INTEREST
BLEEDING HEARTS	HELIOPSIS	24-48"	18-24"	FS	SUMMER- EARLY FALL	3-9	AVERAGE	
TUSCAN SUN	HELIOPSIS	20-24"	20-24"	FS	SUMMER- EARLY FALL	3-9	AVERAGE	
FOREVER RED	HEUCHERA	10-16"	16-20"	PS	MID-LATE SUMMER	4-9	AVERAGE WELL DRAINED	
MIDNIGHT ROSE	HEUCHERA	12-24"	18-24"	FS-PS	LATE SPRING- EARLY SUMMER	4-9	AVERAGE WELL DRAINED	
DAVID	PHLOX paniculata	24-28"	18-24"	FS	LATE SUMMER- EARLY FALL	4-8	AVERAGE	
GARDEN GIRL GLAMOUR GIRL	PHLOX paniculata	24-32"	18-24"	FS-PS	SUMMER-FALL	4-8	AVERAGE	
BLUE PARADISE	PHLOX paniculata	30-36"	18-20"	FS-PS	SUMMER	4-8	AVERAGE	
NICKY	PHLOX paniculata	30-36"	18-20"	FS	LATE SUMMER- EARLY FALL	4-8	AVERAGE	
CONSTANT CADENCE SALMON	DIANTHUS	6-8"	10-12"	FS	SPRING THRU SUMMER	3-9	AVERAGE	 DEADHEAD FOR CONTINUED BLOOM
CONSTANT BEAUTY RED	DIANTHUS	6-10"	10-12"	FS	SPRING THRU SUMMER	4-9	AVERAGE	 DEADHEAD FOR CONTINUED BLOOM
CONSTANT CADENCE MILK CHERRY	DIANTHUS	6-8"	10-12"	FS	SPRING THRU SUMMER	3-9	AVERAGE	 DEADHEAD FOR CONTINUED BLOOM
CB CRUSH BURGUNDY	DIANTHUS	4-6"	10-12"	FS	SPRING THRU SUMMER	3-9	AVERAGE	 DEADHEAD FOR CONTINUED BLOOM
CB CRUSH ORANGE	DIANTHUS	4-6"	10-12"	FS	SPRING THRU SUMMER	3-9	AVERAGE	 DEADHEAD FOR CONTINUED BLOOM
CONSTANT CADANCE POTPOURRI	DIANTHUS	6-8"	10-12"	FS	SPRING THRU SUMMER	3-9	AVERAGE	 DEADHEAD FOR CONTINUED BLOOM






































































PERENNIALS BY COMMON NAME

VARIETY	GENIUS/SPECIES	HEIGHT	SPREAD	LIGHT	BLOOMS	ZONE	SOIL	SPECIAL INTEREST
SUN KING	ARALIA cordata	3-6'	3-6'	PS	SUMMER-FALL	4-9	NORMAL, CLAY, SANDY, ACIDIC	TINY WHITE FLOWERS-PURPLE FRUIT, BIRDS LOVE THEM. HEAVY SHADE MAINTAINS LIME GREEN FOLIAGE
ALEXANDER'S GREAT	BRUNNERA macrophylla	12-18"	24-30"	PS	MID-LATE SPRING	3-8	RICH- MOIST WELL DRAINED	NATURALIZES 
JACK OF DIAMONDS	BRUNNERA macrophylla	12-18"	24-30"	PS	MID-LATE SPRING	3-8	RICH- MOIST WELL DRAINED	NATURALIZES 
CHICK CHARMS	SEMPERVIVUM	1-3"	12"	FS-PS	NA	3-8	AVERAGE WELL DRAINED	DROUGHT TOLERANT  
GOLD NUGGET	SEMPERVIVUM	3-6"	12"	FS	NA	3-9	AVERAGE WELL DRAINED	DROUGHT TOLERANT  
INDIAN SPRING	ALCEA	5-8'	18-24"	FS	SUMMER	3-7	AVERAGE	    
BARTZELLA	PAEONIA ITOH	36-48"	36-48"	FS-PS	LATE SPRING	3-8	RICH HUMUS WELL DRAINED	    
PINK DOUBLE DANDY	PAEONIA ITOH	22-24"	36"	FS-PS	LATE SPRING	3-8	RICH HUMUS WELL DRAINED	    
SCRUMDIDLEUMPTIOUS	PAEONIA ITOH	21-30"	36"	FS-PS	LATE SPRING	3-8	RICH HUMUS WELL DRAINED	    
BRESSINGHAM PURPLE	POLEMONIUM	10-16"	16-18"	FS-PS	LATE SPRING-EARLY SUMMER	2-9	AVERAGE, WELL DRAINED	   
HEAVEN SCENT	POLEMONIUM	18-24"	16-18"	FS-PS	LATE SPRING-EARLY SUMMER	3-7	AVERAGE	   
AUREOLA	GRASS HAKONECHLOA macra	12-18"	18-24"	PS	NA	5-9	AVERAGE	GROWN IN ZONE 4 FOR YEARS 
JEEPERS CREEPERS	JEEPERS CREEPERS	VARIES	VARIES	VARIES	VARIES		VARIES	GROUND COVER, PATHWAY, LAWN SUBSTITUTE
COELESTINUM	EUPATORIUM dubium	2-3'	2'	FS-PS	LATE SUMMER-FALL	4-8	AVERAGE	    
BABY JOE	EUPATORIUM dubium	2-3'	2'	FS-PS	LATE SUMMER-EARLY FALL	4-8	AVERAGE	    
HELEN VON STEIN	STACHYS byzantia	6-12"	12-18"	FS	NA	4-8	AVERAGE WELL DRAINED	 
PHENOMENAL	LAVANDULA x intermedia	22-24"	24-32"	FS	MID SUMMER-EARLY FALL	4-9	AVERAGE WELL DRAINED	     
SENSATIONAL	LAVANDULA x intermedia	18-24"	24-32"	FS	MID SUMMER-EARLY FALL	5-9	AVERAGE WELL DRAINED	     
CANDY LOVE	HELLEBORUS	12-18"	15-18"	PS-SH	EARLY SPRING-EARLY SUMMER	3-9	HUSMUS-RICH NEUTRAL, WELL DRAINED	    FOOD SOURCE FOR EARLY SPRING POLLINATORS
WESTCOUNTRY PERSIAN SLIPPER	LUPINUS	24-36"	12-24"	FS-PH	LATE SPRING-EARLY SUMMER	4-7	AVERAGE, SANDY	     






PERENNIALS BY COMMON NAME

VARIETY	GENIUS/SPECIES	HEIGHT	SPREAD	LIGHT	BLOOMS	ZONE	SOIL	SPECIAL INTEREST
WESTCOUNTRY RED RUM	LUPINUS	24-36"	12-24"	FS-PH	LATE SPRING- EARLY SUMMER	4-7	AVERAGE, SANDY	     
WESTCOUNTRY MIX	LUPINUS	24-36"	12-24"	FS-PH	LATE SPRING- EARLY SUMMER	4-7	AVERAGE, SANDY	     
GRACILLIMUS	GRASS MISCANTHUS sinensis	4-7'	3-6'	FS-PS	LATE SUMMER- FALL	4-9	AVERAGE	TOLERANT OF DRY SOIL AND DROUGHT 
PURPURESCENS	GRASS MISCANTHUS sinensis	4-5'	3-4'	FS-PS	SUMMER-FALL	4-9	AVERAGE	BEAUTIFUL FALL COLOR 
VANILLA GORILLA	ASTRANTIA	16-24"	18-24"	PS	JUNE-JULY	4-8	RICH, MOIST, WELL DRAINED	DEADHEAD, GROUND COVER  
MAJOR VENICE	ASTRANTIA	24-30"	16-18"	PS	JUNE-AUGUST	4-8	RICH, MOIST, WELL DRAINED	DEADHEAD, GROUND COVER  
MASTERPIECE	ASTRANTIA	30-36"	12-18"	PS	JUNE-JULY	4-7	RICH, MOIST, WELL DRAINED	DEADHEAD, GROUND COVER  
CARADONNA	SALVIA nemerosa	12-24"	18-24"	FS	SUMMER- EARLY FALL	4-8	AVERAGE	     
RED WIGGLE	SEDUM ochroleucum	3-4"	12"	FS	LATE SUMMER	5-9	AVERAGE-WELL DRAINED	DROUGHT TOLERANT    
MUTICUM	PYCANTHEMUM	2-3'	12-18"	FS-PS	JULY- SEPTEMBER	4-8	AVERAGE, DRY, CLAY SHALLOW	  
GRAPE CRUSH	ASTER novae-angliae	26-30"	40-44"	FS	EARLY-MID FALL	3-9	AVERAGE, WELL DRAINED	NATIVE   
BRILLANT	PAPAVER orientale	24-36"	12-18"	FS	LATE SPRING- EARLY SUMMER	3-8	AVERAGE WELL DRAINED	    
PRINCE OF ORANGE	PAPAVER orientale	24-30"	12-18"	FS	LATE SPRING- EARLY SUMMER	3-8	AVERAGE WELL DRAINED	    
FRUIT PUNCH	PAPAVER orientale	24-30"	12-18"	FS	LATE SPRING- EARLY SUMMER	3-7	AVERAGE WELL DRAINED	     
SARAH BERNHARDT	PAEONIA lactiflora	32-36"	24-30"	FS-PS	LATE SPRING	3-8	RICH HUMUS WELL DRAINED	   
CORAL SUNSET	PAEONIA lactiflora	26-30"	22-26"	FS-PS	LATE SPRING	3-8	RICH HUMUS WELL DRAINED	   
PAULA FAY	PAEONIA lactiflora	30-36"	30-36"	FS-PS	LATE SPRING	3-8	RICH HUMUS WELL DRAINED	   
JACORMA	PAEONIA lactiflora	32-36"	24-36"	FS-PS	EARLY SUMMER	3-7	RICH HUMUS WELL DRAINED	   
RASPBERRY SUNDAE	PAEONIA lactiflora	28-32"	24-30"	FS-PS	EARLY SUMMER	3-7	RICH HUMUS WELL DRAINED	   






















































PERENNIALS BY COMMON NAME

VARIETY	GENIUS/SPECIES	HEIGHT	SPREAD	LIGHT	BLOOMS	ZONE	SOIL	SPECIAL INTEREST
LADY ALEXANDRA DUFF	PAEONIA lactiflora	24-36"	24-30"	FS-PS	LATE SPRING- EARLY SUMMER	3-8	RICH HUMUS WELL DRAINED	    
CYTHEREA	PAEONIA hybrid	24"	24-36"	FS-PS	LATE SPRING- EARLY SUMMER	4-8	RICH HUMUS WELL DRAINED	    
HENRY BOCKSTOCE	PAEONIA lactiflora	36"	24-30"	FS-PS	LATE SPRING	4-8	RICH HUMUS WELL DRAINED	    
LEMON CHIFFON	PAEONIA lactiflora	32"	24-30"	FS-PS	LATE SPRING	4-8	RICH HUMUS WELL DRAINED	    
SUSIE Q	PAEONIA lactiflora	24"	24-30"	FS-PS	LATE SPRING	4-8	RICH HUMUS WELL DRAINED	    
VOGUE	PAEONIA lactiflora	36-42"	36"	FS-PS	MID-LATE SPRING	3-8	RICH HUMUS WELL DRAINED	    
FLUTTER DEEP BLUE	SCABIOSA columbaria	12-14"	10-12"	FS	SPRING-FROST	5-9	AVERAGE	   
PINK MIST	SCABIOSA columbaria	15-18"	15-18"	FS	SPRING- SUMMER	5-8	AVERAGE	 
ABIQUA DRINKING GOURD	HOSTA	16"	24-36"	PS-SH	MID-LATE SUMMER	3-9	AVERAGE	   
ATLANTIS	HOSTA	28-34"	4-5'	PS-SH	MID SUMMER	3-9	AVERAGE	   
LOVE STORY	HOSTA	14-16"	3-4'	PS-SH	MID SUMMER	3-9	AVERAGE	   
PATRIOT	HOSTA	12-18"	24-30"	PS-SH	MID-LATE SUMMER	3-9HOST	AVERAGE	   
SHADOWLAND WU-LA-LA	HOSTA	36-48"	5-6'	PS-SH	MID SUMMER	3-9	AVERAGE	   
HOPE SPRINGS ETERNAL	HOSTA	20-22"	3-4'	PS-SH	EARLY-LATE SUMMER	3-9	AVERAGE	   
EMPRESS WU	HOSTA	36-48"	5-6'	PS-SH	EARLY-MID SUMMER	3-9	AVERAGE	   
FRAGRANT BOUQUET	HOSTA	12-18"	24-36"	PS-SH	SUMMER	3-8	AVERAGE	    

PERENNIALS BY COMMON NAME

VARIETY	GENIUS/SPECIES	HEIGHT	SPREAD	LIGHT	BLOOMS	ZONE	SOIL	SPECIAL INTEREST
SUM AND SUBSTANCE	HOSTA	36"	48"	PS-SH	MID-LATE SUMMER	3-9	AVERAGE	
CHAMPAGNE BUBBLES MIX	PAPAVER nudicaule	15-20"	6-8"	FS-PS	SPRING INTO SUMMER	4-9	AVERAGE WELL DRAINED	
MARS MADNESS	HIBISCUS	4-4.5'	6-6.5'	FS-PS	MID SUMMER-EARLY FALL	4-9	MOIST WELL DRAINED	
DARK MYSTERY	HIBISCUS	5-5.5'	4.5'-5'	FS-PS	MID SUMMER-EARLY FALL	4-9	MOIST WELL DRAINED	
BLUE JEAN BABY	PEROVSKIA atriplicifolia	28-34"	30-36"	FS	AVERAGE	4-9	AVERAGE	
DENIM N LACE	PEROVSKIA atriplicifolia	28-32"	34-38"	FS	AVERAGE	4-9	AVERAGE	
BIG BLUE	ERYNIGIUM yuccifolium	18-24"	18-24"	PS	EARLY-LATE SUMMER	5-9	AVERAGE	 TOLERATES DROUGHT, SANDY AND CLAY SOIL
BETSY	LEUCANTHEMUM	18-24"	18-24"	FS	SUMMER-FALL24-30"	4-9	AVERAGE	
MARIACHI FUEGO	HELENIUM	18-20"	18-20"	FS	SUMMER-EARLY FALL	3-9	RICH, WELL DRAINED	
PURPLE ILLUSION	VERONICA	16-18"	16-18"	FS-PS	EARLY-MID SUMMER	4-8	AVERAGE	
SEASIDE	VERONICA	24"	20"	FS-PS	SUMMER	3-8	AVERAGE	
VESPER BLUE	VERONICA	9-13"	10-12"	FS-PS	EARLY-MID SUMMER	4-8	AVERAGE	
VERY VAN GOGH	VERONICA	18-20"	16-20"	FS-PS	EARLY-MID SUMMER	4-8	AVERAGE	
SPICATA	LIATRIS spicata	24-30"	24"	FS	MID SUMMER-LATE SUMMER	4-10	AVERAGE	
NEON	SEDUM spectabalis	15"	12-15"	FS	LATE SUMMER-MID FALL	3-9	AVERAGE WELL DRAINED	DROUGHT TOLERANT 
SUNSPARKLER LIME TWISTER	SEDUM spectabile	4-6"	14-18"	FS-PS	LATE SUMMER-EARLY FALL	4-9	AVERAGE WELL DRAINED	DROUGHT TOLERANT 
ANGELINA	SEDUM rupestre	3-6"	18"	FS	NA	3-9	AVERAGE WELL DRAINED	DROUGHT TOLERANT 
ATLANTIS TAKESIMENSE	SEDUM	4-6"	10-12"	FS	LATE SUMMER-EARLY FALL	4-9	AVERAGE WELL DRAINED	DROUGHT TOLERANT 

PERENNIALS BY COMMON NAME

VARIETY	GENIUS/SPECIES	HEIGHT	SPREAD	LIGHT	BLOOMS	ZONE	SOIL	SPECIAL INTEREST
DRAGON'S BLOOD	SEDUM spurium	3-6"	18"	FS	LATE SUMMER- MID FALL	3-9	AVERAGE WELL DRAINED	DROUGHT TOLERANT     
FULDAGLUT	SEDUM spurium	3-6"	18"	FS	LATE SUMMER- EARLY FALL	3-9	AVERAGE WELL DRAINED	DROUGHT TOLERANT   
JOHN CREECH	SEDUM spurium	2-5"	12"	FS	AVERAGE- POOR	3-9	AVERAGE WELL DRAINED	DROUGHT TOLERANT     
VOODOO	SEDUM spurium	4-6"	14"	FS	AVERAGE- POOR	3-9	AVERAGE WELL DRAINED	DROUGHT TOLERANT     
SIEBOLDII	SEDUM sieboldii	6-10"	12-18"	FS	EARLY FALL	3-9	AVERAGE WELL DRAINED	DROUGHT TOLERANT     
CHEYENNE SKY	GRASS PANICUM varigatum	30-36"	18-24"	FS	LATE SUMMER- FALL	4-9	SAND TO CLAY	UPRIGHT GROWING DROUGHT TOLERANT 
HOT LIPS	CHELONE lyonii	2-3'	18-24"	PS	AUGUST- OCTOBER	3-9	MOSIT TO WET	   
ROBUSTISSIMA	ANEMONE hupehensis	30-34"	15-24"	FS-PS	LATE SUMMER- FALL	3-8	AVERAGE WELL DRAINED TO MOIST	  
HONORINE JOBERT	ANEMONE hupehensis	24-30"	20-24"	FS-PS	LATE SUMMER- FALL	3-8	AVERAGE WELL DRAINED TO MOIST	  
WOOLY THYME	THYMUS psuedolanuginosus	3"	SPREADING	FS	EARLY-MID SUMMER	4-8	AVERAGE WELL DRAINED	DROUGHT TOLERANT    
SILVER MOUND	ARTEMISIA	10-14"	18-24"	FS	NA	4-8	AVERAGE TO POOR	IF PLANTS SPLIT OPEN TRIM FOR REGROWTH
PAPRIKA	ACHILLEA millefolium	18-24"	24-30"	FS	SUMMER- EARLY FALL	3-8	AVERAGE TO POOR	Drought tolerant     
PRETTY BELINDA	ACHILLEA millefolium	20"	24-26"	FS	SUMMER- EARLY FALL	4-8	AVERAGE TO POOR	Drought tolerant     
RED VELVET	ACHILLEA millefolium	30-36"	18-24"	FS	SUMMER- EARLY FALL	3-8	AVERAGE TO POOR	Drought tolerant     
TUTTI FRUTTI POMEGRANATE	ACHILLEA millefolium	22-29"	22-29"	FS	SUMMER- EARLY FALL	3-8	AVERAGE TO POOR	Drought tolerant 