

THE MALLETT TIMES



W.G. Mallett School

Newsletter

February 2022



Student Name: Thomas Strickland

Grade 2: Ms. Ross

Greetings W.G. Mallett Parents and Guardians,

I hope you are all doing okay with the twists and turns of Covid. Thank you for your efforts with trying to balance health – and attendance. Everyone has had to be much more vigilant about what we once thought of as ‘the sniffles’ or a simple cough. I appreciate that many of you have also experienced upheaval with child care and coverage.

This month, I’m writing to encourage any and all of you to join our W.G.Mallett PTA. We could really benefit from more parent input and ideas. Our PTA over the years, has been instrumental in helping us financially. The PTA fundraisers have provided materials, books, events, arts performances, and field trips for our students.

In these times of increasing separation due to either Covid or tech devices, I also hope our PTA will serve as a way to encourage a sense of community among our parents. In joining PTA, you may be able to share ideas for ways we can re-gain some of that lost ground of parent engagement. Who knows what’s possible. We’ve been batting around ideas for a family sledding event, a spring family ‘fair’.... Will be ready when we get a green light for events? It all does take parent and staff involvement to make it happen.

Next week our PTA meets on Wednesday evening at 6:30 – 7:30 via Zoom (for now). You’ll receive a link to use to join in and I do hope you’ll join us. If you can spare some time to check in, there will be some time to share your thoughts and suggestions and help re-ignite this awesome group that has helped us so much over the years.

As a bonus! We will be drawing names of those present to win one of three different prizes –
1. A sled. 2. A gift certificate to Reny’s. 3. A gift certificate to the ‘D.D.G. Bookstore’
downtown. Take care for now and I hope you’re able to enjoy the snow!

Sincerely,

Tracy Williams

Mrs Casavant

In Pre-k we have been busy building our community, learning each other's names, playing outside and doing art paintings in the snow. When the temperature is too cold, children have been able to explore the climbing wall, playing with basketballs/hoops and scooters in the gym.



Pre-K with Mrs. Neal and Miss Mary

In the past few weeks we have been studying animals in winter! We've learned about animals that hibernate as well as those who adapt to cold weather or migrate to a warmer place.



Karson is melting the ice around his frog to wake him up from hibernation. The children used eye droppers to move salt water from the cup to the chunk of ice and free their frog.



Mateo and Reid are measuring the claw and the paw of the polar bear using cubes.



Saoirse is trying out the blubber glove to see if she can feel the cold snow through this layer of insulation. We discussed how polar bears and many other arctic animals use this protection to stay warm!



On Friday 1/28/22, the children in the Thursday/Friday group were asked to name an animal and then tell whether it hibernates or not....see their answers below.

Who hibernates? Turtles- Charlotte Porcupines- Ronan M. Bears- Gregory Skunks- Oliver Chipmunks- Liam Spiders- Marco Snakes- Karson Frogs- Maverick Hedgehogs- Lexie	Who doesn't hibernate? Gray Squirrels- Genevieve Foxes- Noah Deer- Melody Bald Eagles- Giuseppe Sharks- Mateo
---	--

Miss Augustine's Kindergarten Class 21-22

We have been learning so much together! All of us are working hard to do our very best! Everyday, we always want to do the right thing, show kindness, learn and have fun! It is truly a pleasure to learn with your children this year. We are constantly counting, reading, writing, solving math problems, cooking, creating, and thinking. The children are truly becoming independent, responsible, thoughtful, respectful and creative. This week, we are working on a book about what we love in Kindergarten. In math, we are working on number bonds and math facts within 3.

It is important for your child to connect and share their learning with you, please ask them lots of questions. Here are some ways you can support your child at home... read together, count, play games, practice math facts, tell story problems, play cards, and write (cards, notes, lists).

Thank you for your support and time. Please let me know if there is anything I can help with!

Upcoming Events

Monday, February 14th

100th day of school celebration

Valentine's Day



What do you like to do in Winter?

Ms. Ball's Class

February 2022

I like to ski! Ms. Ball

I like to make a snowman. Avonleigh

I like to ice skate. Ryleigh M.

I like to play with my baby. Riley F.

I like to build snowmen. Jasmin

I like to make snow angels and jump in the snow. Aylin

I like to play in the snow and bury myself! Adrian

I like to go sledding. Natalie

I like go sledding and jump in the snow. Owen

I like to play hide and go seek in the snow. Geobanys

I like to make snow forts and tunnels. Carter

I like to play in the snow. Dayzee

I like to slide. Zachary

I like to run in the snow! Anthony

I like to sled on the hill! Suzette

I like to play with my friends. Adelea

Miss Goodenow's Class Presents

WHAT WE LOVE ABOUT KINDERGARTEN!

Aiden said "Gym!"

Ander said "We get to have recess and we get to write and we get to do math! We can EVEN go sledding at school!"

Aria Copeland said "Choice time!"

Ariana said "I love writing because we get to write pictures and a sentence! Also, art because we get to have fun in art."

Caleb said "Gym! I like to play tag and catch the ball!"

Leland said "We get to do math, play at recess, do handwriting, even have snack, and save our work in the working drawers!"

Mitchell said "All about recess because I just get to run around and get exercise. Also math, because I feel my brain touching my memories and making them go farther and farther."

Natalie said " I love my teachers! And also I love that we have inside recess sometimes."

Quinton said " Lunch because we get to EAT!"

Rhodie said " Outside recess because I can play on the slide. But I also just love our whole school!"

Theo said "Recess. And, well, the first day of school was pretty fun. I just liked trying out school for the first time."

Zoe said "Well, my favorite thing is the groundhog activity when we got to color and cut the groundhog. My last favorite thing is art."

Mrs. Meyer's Class

Recently the kids wrote about what they like to do in the winter. Enjoy!

- I like to go sledding.~Ezra
- I like making a snowman. It is fun. I love to make it with my sister and my dad, and I use 3 blueberries and I use rocks for the eyes and sticks for the hair and for the hands.~Andrew
- I like to go sledding.~Evanna
- I like hot cocoa because it is yummy. My mom likes it too. Dad likes it too.~Mackenzie
- I like to go sledding because it is fast!~Noel
- I like to go skiing.~Perry
- My favorite thing to do in the winter is drinking hot cocoa.~Fiona
- I like to eat snow.~Mason
- I like to make a snow angel because it is fun. Do you know why I like to build snowman? Because it is fun.~Audrey
- I like to snowball fight.~Grayson
- I like to build a snowman.~Roewynn
- I like to build a snow angel. ~Mahala
- I like to go sledding. It goes fast!~Esme
- I like to build a snowman.~Aubrey
- I like to play in the snow.~Ashlyn



What is Kindness?

Mrs. Plaisted's Kindergarten

In kindergarten, we talk daily about showing kindness and what that looks and feels like and why it is important.

Here are some ways we can show kindness at school or at home.

Kindness to me is.....

Abbigail- Helping people if they get hurt.

Avery- Avery gives hugs to show kindness.

Bronwyn- Inviting friends to play when they feel lonely.

Daniel- Drawing someone a picture.

Evelyn- Getting friends help if they are hurt.

Grace- Sharing your toys and picking up trash.

Kaleigh- Asking if someone is okay if they are hurt.

Kingston- Helping someone do something.

Landon- Helping some up if they are hurt.

Leonidas- Helping someone pick up their stuff.

Levon- Saying 'Good morning' to someone.

Lydia- Helping moms and dads wash dishes.

Lynk- Sitting on the mat safely at school.

Marlee- Saying 'please' and 'thank you'.

Mason- Clapping for someone when they won something.

Mila- Making people envelopes for Valentine's Day

Oliver- Helping someone not be scared.



News from Miss S.'s Class!

We are astronomers! We have been learning about space!
Here are some things we learned any want you to know:

"There are big balls of fire in space. They're called stars! The sun is a star! It's our star." -Abel

"I learned that it takes three days to get to the moon with a rocket ship." -Arthur

"The sun is actually not just the sun, it's a star." -Forrest

"I learned that Earth is a planet." -Helen

"I learned that the sun can orbit the galaxy! The stars orbit also and the moon!" -Hugo

"I learned that the sun actually rotates and orbits" -Isaiah

"There are planets in space. There are stars like the sun." -Isiah

"I learned that there are craters on the moon." -Ivan

"I learned the sun doesn't stay still! It moves!" -Khaleesi

"I want to teach that there's a planet in space called Saturn." -Lauren

"I learned astronauts go to the moon." -Lilly

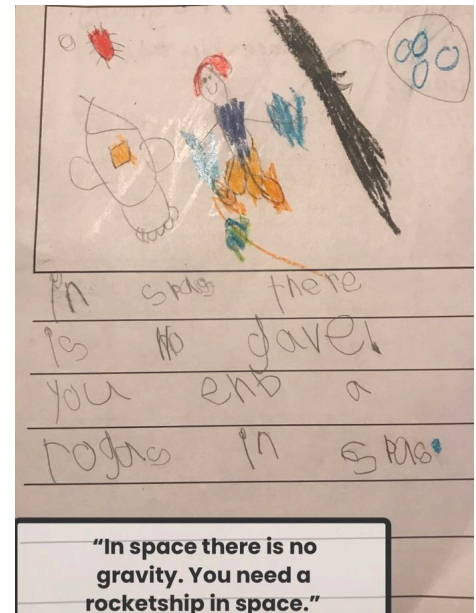

"I learned the sun is a star." -Lydia

"I learned the sun is a big star! Stars are big spheres!" -Olivia

"I learned there are stars, like the sun, and planets, like Earth, in space." -Oscar

"The sun moves like planets do. Planets and the sun rotate and orbit." -Paige

"I learned that you can rotate a ball in your hand and that you can orbit a ball around your head in a circle." -Rayleeana



We learned about the solar system.




We learned how craters are formed on the moon.



We learned that planets, stars, and moons rotate and orbit.

Take a look at what Mrs. Beaudoin and Miss Harris' First Graders have been up to:

As part of our mapping unit students made flat versions of themselves to send to family and friends all over the united states. This allowed our students to become more familiar with discriminating between towns, states, and countries. Take a look at all the places our flats got to travel to!



Zoey- Akron, OH

Brandon- Fairpoint, NY

Carson- Alton, NH

Matthew- Warwick, RI

Flora- Scituate, MA

Khloe- St. Petersburg, FL

Tate- Anchor Point, AK

Harper- Boca Raton, FL

Bristol- Ocala, FL

Wyatt- Kissimmee, FL

Remmi- New Berlin, WI

Brantley- Monument, CO

Owen- Parkersburg, WV

Elisa- Woodbridge, VA

Quintin- Lehigh Acred, FL

Geronimo- Los Angeles, CA

Writing in Mrs. Hatch's Class

First graders have been learning how to write Narrative stories! A Narrative story is a story that tells about YOU!

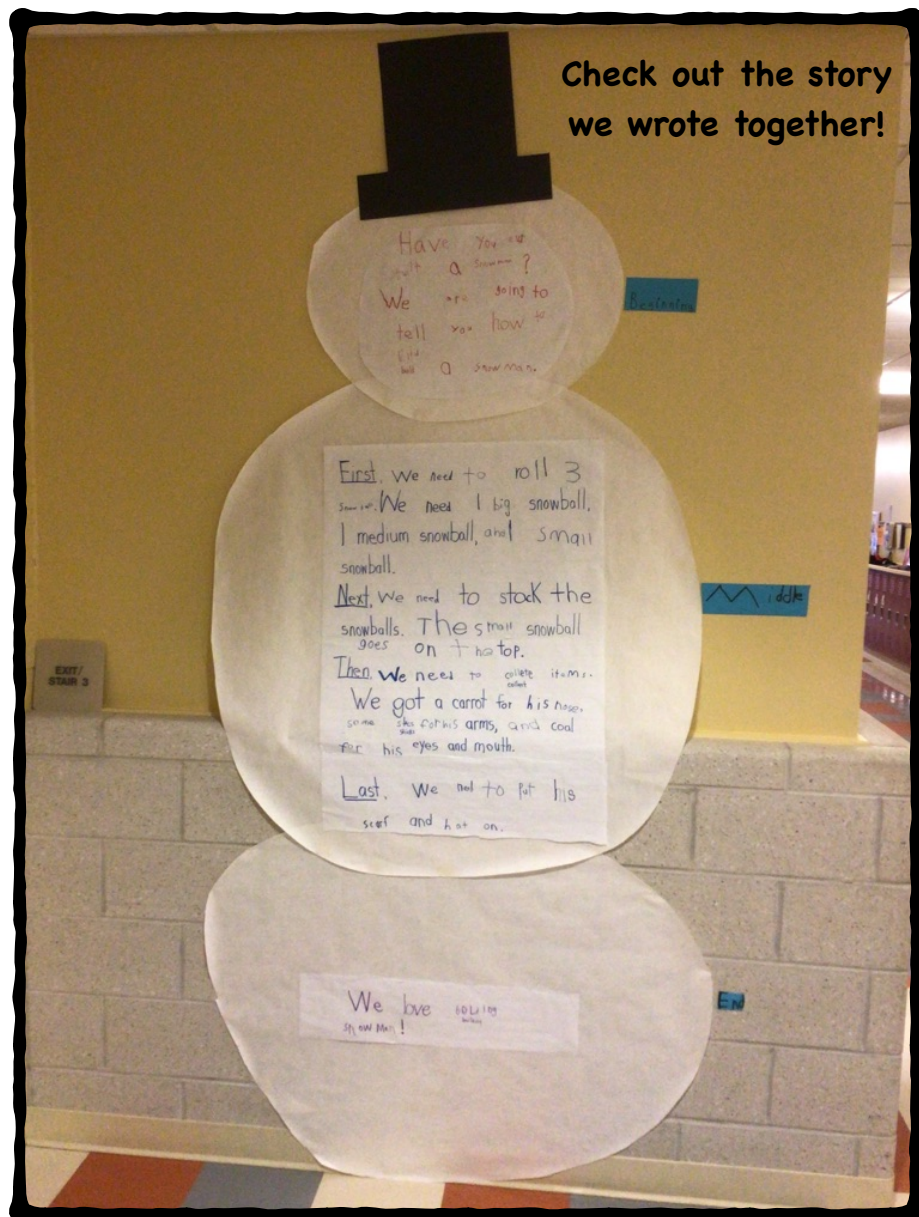
We practiced "story sequence" by thinking about the steps it takes to build a snowman!

ALL STORIES NEED A BEGINNING, MIDDLE, AND AN END!


BEGINNING: Hook your reader and share what your story will be about.

MIDDLE: Tell the order of your story using words like first, next, then, and last.

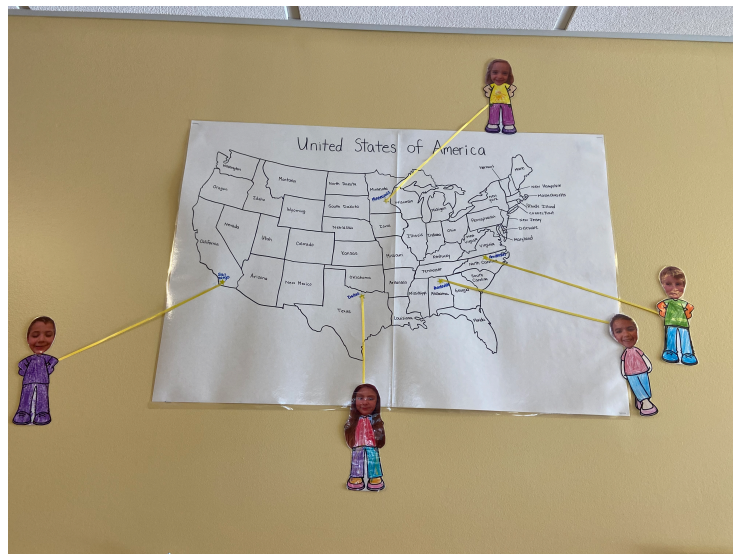
END: Remind your reader what your story is about and tell how you feel about it.



Newsletter - Ms. Lander's Class



In December, our class read the book Flat Stanley. We then made ourselves into Flat Students, walked to the post office and mailed them all around the world. Someone went to California, Alabama, Wyoming, Texas, a few went to Florida, and one went as far away as Cyprus!!



As Flat Students return from their trips, we are putting them up on our map of the United States outside our classroom, and are sharing about each journey. So far we have received lots of pictures, maps, pamphlets, snacks and messages from all over the country. It has been amazing to learn about all these places!



Ms. Lesperance's First Grade Classroom

During Quarter 2 we worked on Narrative Writing.
Here are some of our stories!

Sawyer

First I set up the Christmas Tree.
Next I put decorations on it.
Then I put the star on. Last
Santa gives me presents.

Lucian

First the was a giant. It
wanted to eat someone. Next
he ate the person. Last the
person was fine. He lived the
rest of his life in the giant.

Luna

I practice my routine. I dream about being a queen of
ballerinas. Last in the morning I practice my routine. I
did not know this was a dream. I hope you all enjoyed
my story.

Liz

First I saw my cat get scared
about a rock. Next I went to
school. I went to school on
Monday. Last I went home. I
went to bed.

Neal

First I play checkers. Next I win. I am
happy about that. Last I go outside. I
see an airplane. It is flying over the
grass. I wonder who is in the plane. The
end.

Follow us:



@nicoleconnected



/mslesperance1



/mslesperance

News from Ms. Pilote's First Grade Classroom

Since the beginning of school students in Ms. Pilote's class began building stamina in reading to self for part of our literacy program, Daily Five. To help with this, Ms. Pilote integrated "Reading Through the Appalachian Trail" for her students as her father was hiking the trail in person. The goal for reading to self is 20 minutes a day, and Ms. Pilote's class built their stamina starting this project at just 5 minutes a day. Every minute read represents a mile "hiked" on the AT. Ms. Pilote connected this with her father building his stamina with every mile he hiked. He averaged 15-23 miles a day.

Starting in Georgia, students read to self, making their way to the state of Maine. Each state finished, students learned quick facts about the state and where to find them on a map. Ms. Pilote included photos of her father and his trip along the way. Currently, Ms. Pilote's class is reading to self 20 minutes a day and have only 3 states left to complete the trail! Ms. Pilote's father created a video, answering students' questions and discussed what he brought on his trip with him, which will be shared at the very end.

Ms. Pilote



News from Mrs. Hartford's Class:

Brr!!! The month of January has been a cold one! I hope that February brings some warmth and sunshine.

Miss Fletcher has joined our classroom from UMF. She will be student teaching in our room until May.

We will be having Valentines' Sundaes on **February 14th** to celebrate Valentines' Day. Students can make valentines or buy them to share with their classmates.

Our class has been writing narrative stories. We have been working on writing stories with a beginning, middle and ending.

Here are a few of their stories:

Going to The Dentist

By: Tyler

Did you get your teeth out? First I went to the dentist and I was not scared at all to get my teeth out. I needed my teeth out because there were 8 cavities. Also I had to blow up a balloon and it was a wink and I went to sleep. I had my Rexer with me. That 's my stuff dog and he made me happy. Then I was put in a green chair. I was curious how they put me in another chair. Finally I went home and could not walk. My lips were numb. I was in pain! Were you in pain too?

MY BEST FRIEND CALE

BY: BRYCE

DID YOU KNOW CALE IS MY BEST, BEST, BEST FRIEND? WE MET WHEN WE WERE BABIES. HE IS LIKE A BROTHER TO ME. HE LIKES WHAT I LIKE. DID YOU KNOW WHAT HE LIKES TO PLAY? HE LIKES TO PLAY BEN TEN, GREEN ARROW, FIVE NIGHTS AND HALLO. MY DAD KNOWS HIS DAD AND I GO

TO HIS HOUSE ON THE WEEKEND. CALE IS A VERY COOL KID!

Navy Seals

By: Loukah

Did you know that Navy Seals are about the land, air and navy? You need to be 28 years old. Navy Seals do secret missions. The missions they do: sneak into submarines. The Navy Seals use rubber boats, and they use night vision goggles. They have a lot of training to do. They protect people. Navy Seals are part of the military. They travel across the country. They fight for us! They fight because they keep us safe. I love Navy Seals. Do you like Navy Seals? Many Navy Seals jobs are done at night. They carry out secret jobs around the world. They are ready for any situation. They have to have good eyesight, training to be a Navy Seal is very hard! It lasts for 30 months. Navy Seals gather information. Do you want to be a Navy Seal?

My Sixth Birthday

BY: Jazmyne It was my sixth birthday and I had my friends Ralin, Mia and Jason over. My Mom, Dad and Nana were there too!! First my friends and I played hide and seek. I was the seeker and I found Ralin and Jason! But not Mia, she was near a tree. Did I mention I have a cat? She did not like being in the house all day with my friends. Next we had a unicorn cake. It had sprinkles inside. I really liked the cake. After that I opened my presents. I got Barbies and LOLs. I even got the big LOL set that I wanted. Then my friends and I swung on the swings yelling, "I can go higher than you!" Finally we went on the slide. The slide was blue. Last we all said bye and I hugged Mia, Jason and Ralin. We left each other and I yelled, "I'll miss you!" That was my favorite birthday ever because I got to see my friends.

In science we have begun our science unit --the three states of matter, the properties of matter and what happens when matter changes.

Kindness matters....

Ms. Lailer's second grade students answer the question: "What does it mean to be kind?"

- "It means helping a friend up when they fall. It means carrying someone's lunch when they have their hands full. That's what kindness means." -Annika Bjorn
- "Being kind is a really nice thing to do. If someone is hurt, you can help them up. Also, if someone is rude you can stick up for the other person. Also, if they drop books, help them pick them up. You can smile at a friend." -Camden Ball
- "You can be kind by being nice to someone that is rude to you. You can say, 'We have been fighting for a while. Do you want to be friends?' If they say no, just say 'I'm sorry.' It should work. That's how you can be kind." Avery Beaudoin
- "What it means to be kind is if someone spills something, help them clean it. Another way to be kind is to play with someone who is lonely." -Callie Carleton
- "You can make a card or make a letter." -Myah Thorndike
- "It means to be kind by smiling at someone. Be the best person that you can to everyone you know." -Cohen Mitchell
- "Say please and thank you. Invite someone to play with you." -Silas Thompson
- "Pick up trash even if it is not yours." -Lydia Lambert
- "Letting someone do something even if they were bothering you." "Tanner Melcher
- "It means to give hugs and kisses." -Chandler Clark
- "Be kind to someone even if they are not being kind to you. Help someone if they need it." Declan Ferriter
- "It is playing with a kid who has no friends." Jae-Lynne Nile
- "Kind is when you smile at a person. You can pick up trash. You can make a person happy if they are sad and you can make the teacher happy too." -Hadde Duval
- "Being kind is when someone gets the job you want. What would you do? Congratulate them? What I would do is clap or say congratulations. I hope you are kind to people. -Cami Beisiegel
- "You can pick up and throw away trash." -Declan Kelley
- "You can be a good friend and listen." -Richard Lane
- "You can help people pick up things and smile at them." -Joseph Lowell

Miss Libby's 2nd Grade

Opinion Writing

Miss Libby's class is starting Opinion Writing. Here are some starts to our pieces!

• "Do you like donuts? I do. If you do, go to Dunkin Donuts. They make the best Donuts. Dunkin Donuts is the best restaurant in the world!"
• Porter

• "Do you have pets at home? I do. Lizards make great pets."
• Mia

• "Do you know what Minecraft is? Minecraft is a fun and cool game. It is all blocks. Minecraft is my favorite game." Abel

• "Do you like Roblox? I do! Roblox is the best."
• Kelsey

• "Do you like the snow? Winter has lots of snow. Winter is the best season." Noah

• "Do you like alligators? I like alligators. Alligators are the best animal in the whole entire universe."
• Adelia

• "Do you like detective stories? I know I do! Nate the Great stories are the best!" Meadow

• "Do you like Among Us? If you do, nice! I like it too. Among Us is the best!" Lucius

Miss Ross's 2nd Grade

This month, Miss Ross's students learned about Martin Luther King Jr., and how our dreams can change the world! Here are some of the dreams that our classroom has to make the world a better place...

Khloe: "I dream that one day we won't have to wear masks ever again! I hope that nobody else gets sick."


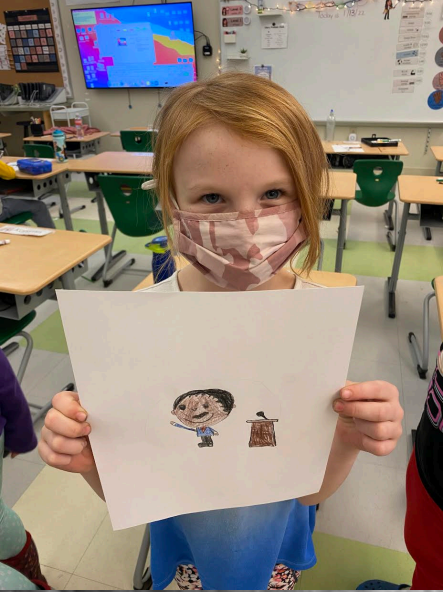
Jayden : "I dream that the beach was clean so that I can swim and play all day. When I get there, there is so much trash (like water bottles)! So I pick up the trash. After I pick up the beach, I can play. I saw a sick fish because people don't clean the beach. Clean the beach, please!"

Gracie : "I dream that people didn't fight. People should be kind to each other. Every single day, people should be peaceful. People should share every single day!"

Leland : "I dream that we stop cutting down the trees! We can't breath at all. Stop! Stop! Stop it! You need to save the trees. No cutting them down. They can't live. That's my dream. Do not do it! I can save the world by stopping cutting down trees. It is bad for the world."

AJ : "Be a lover. Be equality. Be a good friend. Be a good man. Be a good kid."

Ginny : "I dream that people stop hurting the wild. I want people to stop littering in the ocean. I want people to let the forest go! I want the forest and the ocean to be free. Do not kill animals for fun!"



NEWS FROM OCCUPATIONAL THERAPY

Collaboration in the classroom. Occupational Therapy and Classroom teachers working together.

Ms. Webber's class and Ms. Jackie from OT have been working together for whole classroom improvement with increasing line awareness, letter placement on a line, spacing between words, increasing writing production, and brain breaks in the classroom with focus on midline crossing. Here kids are working on spelling with their bodies and using a "magic wand" spacer for spacing when writing. Writing production is up as well as legibility and neatness!



This week I went steding
We sted on the w.g. mathit
schools hill. It was run and
scary! We went home and had
hot cokitt. The end!



Sincerely;
Jackie Sniadecki COTA/L
Occupational Therapy Department
Mt. Blue Regional School District

Adaptive Skills
Science - Exploring Winter Elements

We in Adaptive Skills are a curious bunch of explorers and scientists. This winter, we found ourselves wonderfully excited by the ice and snow! But, we also had some questions...

★ *How can you melt ice?*

We chiseled the ice first. This took a long time with little success. Next, we tried to pour salt on the ice. We noticed some cracking in the ice. Then, we poured water on it. We noticed that it melted the ice immediately and we stopped to hear the ice melt. We noticed that the hotter the water, the more the ice would melt!

★ *What else can you do with ice?*

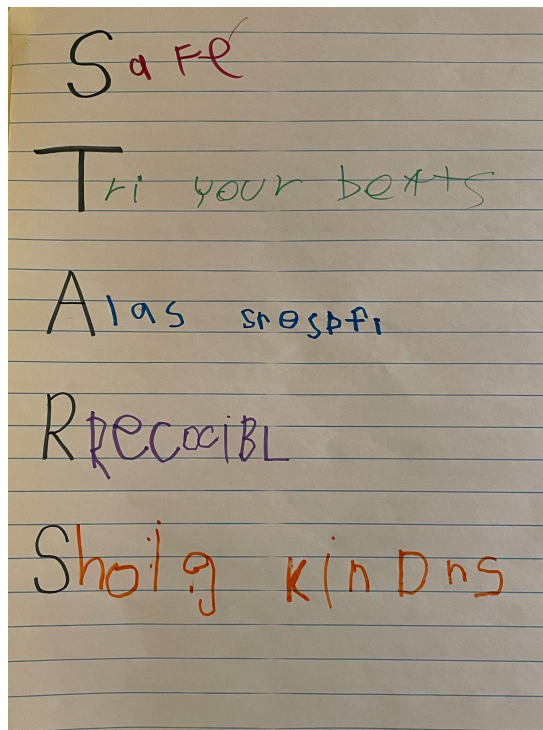
You can paint with it! We froze paint in an ice cube tray with a popsicle stick in it. Then, we used the frozen paint to create beautiful artwork!

★ *Can you make snow that doesn't melt?*

Yes - you can! Combine baking soda and hair conditioner to make a good snow substitute. We had oodles of fun playing with it.



The resource room has been working hard on our academic skills and social skills. Together we created a poster to remind each other of our STARS expectations.



“Safe. Try your best. Always respectful. Responsible. Showing kindness.”


We are becoming masters at rhyming, building our reading skills and writing the sounds we hear. Many of our friends are pros at putting numbers in order, writing numbers as well as adding and subtracting numbers!

Students are working on their STAR Expectations and putting stars in the star jar to earn something special as a class.

We continue to work on how we can show respect and kindness to all of our teachers and friends.




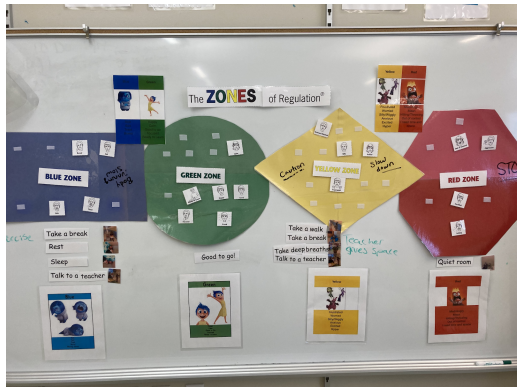
We are working on STAR BREATHING to help calm our bodies and focus our attention.




We're going strong this year in Stepping Stones! Love is in the air in February!

Working on our word wall and SIGHT WORDS!

Students are learning about their emotions and using their coping skills with the ZONES curriculum!



Working on using our proficiency scale for knowing how well we understand our learning.
WE LOVE STEPPING





For the 7th year, the Maine Department of Education is supporting the *Read to ME Challenge!* This simple but powerful campaign challenges adults to read to children for 15 minutes, capture that moment via a photo or a video, and then post it on social media and challenge others to do the same.

Don't forget to use the hashtag *#ReadtoME* and tag the Maine DOE at *@mdoenews* on Twitter, *@MaineDepartmentofEducation1* on Facebook, and *@mainedepted* on Instagram!

The Read to ME Challenge will run for the month of February, leading up to Read Across America Day on March 2, 2022.

Daily reading promotes lifelong literacy habits, increases vocabulary, and can be just plain FUN!

Visual Discrimination Skills and Visual Memory...What are they and why are they important??

Paying attention to visual detail and the ability to recall what you've seen are critical skills; especially when it comes to reading. In order to use print, children must learn the sometimes subtle differences between letters. As adults we often take for granted knowing the differences between letters like r, n, and h! Skilled readers instantly recognize words they see often. Remembering letter sequences of words like *the*, *what*, and *again* allows us to read fluently and conserve brainpower for comprehension.

Several appealing and easy activities can hone these skills! Playing Memory and sorting objects by color, shape, or unique features are simple ways to enhance visual memory and visual discrimination. Other ideas include matching games, *Kim's game*, I Spy, Spot the Difference, and recreating pictures or building things from memory*. At first, various pictures and objects can be used; eventually use letters and words in these same activities and watch your child grow!! Maybe **they'll** remember what's on that grocery list you forgot at home!!

From: Mrs. Smith, Mrs. Burnell, Mrs. Kyes, and Mrs. Ladd

Reading Recovery/ Title One

*Credit to ot-mom-learning-activities.com for these, and more, ideas!

February 2022

Math at Mallett:

What are students learning in math this month?

Kindergarteners are:

- Counting to 80
- Adding and subtracting pairs for 0, 1, 2, and 3
- Reading, writing, and comparing numbers between 1 and 10
- Solving story problems within 7
- Measuring objects

1st graders are:

- Counting to 120
- Adding and subtracting pairs for 6 and 7
- Reading, writing, and comparing numbers between 0-99
- Solving story problems within 10
- Exploring tens and ones

2nd graders are:

- Counting from any number within 1000
- Adding and subtracting teen numbers
- Reading, writing, and comparing numbers between 0-1000
- Solving two-step story problems within 100
- Adding and subtracting two- and three-digit numbers

And our students are learning how to be “mathletes”! Just like athletes practice to improve their sport skills, mathletes practice at home for 2 minutes every night to improve their math skills. Get in the habit of practicing one skill every night for two minutes (like counting or flashcards), and you’ll be amazed at how fast improvement happens!

Art

Mrs. Jacques

Kindergarten


Symmetry Prints



Ariana. K-Goodenow

Grade 1

First graders explored pattern and creativity by creating imaginary creatures called "Alebrijes".



Gabrielle. 1-Lesperance



Caroline. 1-Lander

Grade 2

Second graders created these beautiful birch trees using a watercolor and salt and a masking technique, while also exploring shade & shadow.



Preston 2-Webber



Ginny 2-Ross

THE Counseling CONNECTION

W.G. Mallett School

Morgan Leso, School Counselor, 778-3529

We have been working hard finishing learning/reviewing all 9 Kelso's Choices. Now all students should be able to solve small problems by themselves without adult help. Practice solving problems using the following role-plays:

1. There is one ball and two people want to use it.
2. Someone keeps bugging you.
3. You accidentally bump into someone.
4. You're frustrated when you can't get something right.



Practice mindfulness! Try this activity:



Guidance Challenge:

Play a board game as a family and have your child practice managing disappointment if/when they lose. Kelso's Choice: Wait and Cool Off is a great way to solve the small problem of handling strong feelings. Encourage your child to take a deep breath, use positive self-talk or talk it out.



THIS MONTH IN THE LIBRARY!

In the month of January we learned all about the Caldecott Award in Library Class. We learned that the Caldecott Award is given each year to an American illustrator for outstanding illustrations in a picture book. We were very excited that two of our favorites won Caldecott Honors! **Mell Fell**, by Corey R. Tabor, and **Have You Ever Seen a Flower**, by Shawn Harris!

Scan the QR code to listen to this year's winners!



2022 Caldecott Medal and Honor Books!

HAVE YOU EVER SEEN A FLOWER
BY SHAWN HARRIS

WATERCRESS
ILLUSTRATED BY JASON CHIN

MELL FELL
ILLUSTRATED BY COREY R. TABOR

UNSPKAKABLE
ILLUSTRATED BY FLOYD COOPER

WONDER WALKERS
BY MICHA ARCHER


Physical Education



What have we been learning?

Basketball Skills

- ★ Students can dribble a basketball.
- ★ Students can pass a ball.
- ★ Students can shoot a ball into the hoops!



DID YOU KNOW?

Basketball was invented by Physical Education teacher James Naismith in 1891 as a way for students to keep fit and busy indoors during winter. The first hoop was made from a peach basket provided by the school janitor and was nailed to a balcony ledge.

FUN HEALTH TIP:

Get moving outside this winter! Be sure to dress warm and try out some different activities like snowshoeing, cross-country skiing, snowboarding, downhill skiing, sledding, building a snow fort, ice skating, throwing and catching snowballs.

IMPORTANT REMINDER:

For safety all students should be bringing sneakers to Physical Education!

Monday: Goodenow, Augustine, Plaisted, Pilote, Life Skills

Wednesday: Meyer, Beaudoin, Lailer, Libby, Lander

Friday: Ball, Schanck, Hartford, Lesperance, Webber, Ross, Hatch

